



### FAMILY AND MEDICAL LEAVE INSURANCE IMPLEMENTATION

Colorado launched its Family and Medical Leave Insurance (FAMLI) program in 2024. FAMLI processed about 135,000 claims and distributed \$687 million in its first year. 97% of claims are filed online via My FAMLI+, which was recognized nationally for its human-centered design. [famli.colorado.gov](https://famli.colorado.gov)



### TEACHER EXTERNSHIP PROGRAM

Colorado's teacher externship program serves as a bridge between education and industry. In 2024, 37 teacher externs immersed themselves with STEM-based employers to bring real-world applications back to their classrooms. With a deeper understanding of industry practices, teachers are empowered to deliver relevant curriculum to their students. [cdle.colorado.gov/jobs-training/teacher-externship-program](https://cdle.colorado.gov/jobs-training/teacher-externship-program)



### APPRENTICESHIP FUNDING INCENTIVES

Apprenticeship Colorado is breaking down funding barriers to expand registered apprenticeship programs across the state. In FY2025, Apprenticeship Colorado awarded \$1.59 million to organizations to support the expansion of apprenticeships. These incentives played a part in adding 101 apprenticeships in FY2024, and Colorado is on track to add another 100 in FY2025. [apprenticeship.colorado.gov](https://apprenticeship.colorado.gov)

Online Resources: [cdle.colorado.gov](https://cdle.colorado.gov)

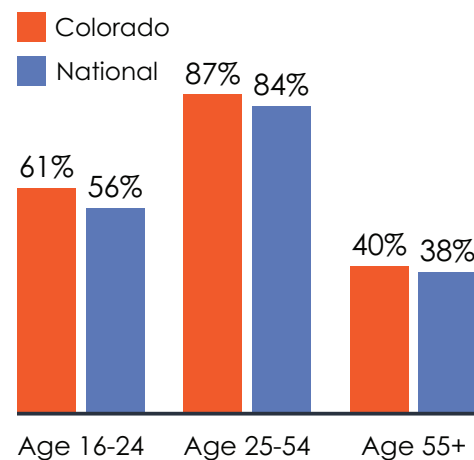
## LABOR MARKET INFORMATION

(Age 16 & older)

	Colorado	National
Employment (April 2024-April 2025 change)	<b>+0.5%</b>	<b>+1.1%</b>
Unemployment Rate, 2024 annual average	<b>4.3%</b>	<b>4.0%</b>
Labor Force, 2024 annual average	<b>3,268,000</b>	
Unemployed Persons per Job Opening, 2024 annual average	<b>0.7</b>	<b>0.9</b>
Average Hourly Earnings (May 2024-April 2025)	<b>\$38.77</b>	<b>\$35.54</b>
Average Hourly Earnings (April 2024-April 2025 change)	<b>+3.4%</b>	<b>+3.9%</b>

Source: USDOL-BLS, LAUS and CES, using preliminary April data

### ANNUAL LABOR FORCE PARTICIPATION RATE



Source: USDOL-BLS, CPS (2024 Annual Average)

### Contact Information

Cher Haavind, Deputy Executive Director, [cher.haavind@state.co.us](mailto:cher.haavind@state.co.us)  
Jessica Smith, Public Information Officer, [jessica.smith@state.co.us](mailto:jessica.smith@state.co.us)

## WORKFORCE INFORMATION

### COLORADO DEPARTMENT OF LABOR AND EMPLOYMENT

#### Programs within Agency

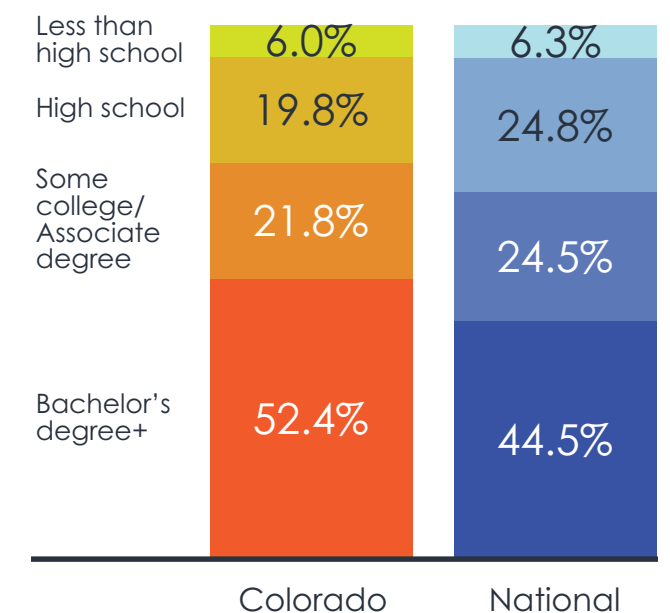
- |   |  |
|---|--|
| <ul style="list-style-type: none"> <li>Colorado Disability Opportunity Office</li> <li>Colorado Workforce Development Council</li> <li>FAMLI</li> <li>LMI</li> <li>OFOW</li> <li>Oil and Public Safety</li> <li>OJT</li> <li>ONA</li> <li>State Apprenticeship</li> </ul> | <ul style="list-style-type: none"> <li>Agency</li> <li>TAA</li> <li>UI</li> <li>VETS</li> <li>VR</li> <li>W&amp;H</li> <li>WIOA – A, DW, &amp; Y</li> <li>Workers' Compensation</li> <li>WP</li> </ul> |
|---|--|

#### WIOA Core Programs: Administering Agencies

- Colorado Department of Labor and Employment – WIOA Title I, WP, VR
- Colorado Department of Education – AE

### EDUCATIONAL ATTAINMENT

(Age 25 & older)



Source: USDOL-BLS, CPS (2024 Annual Average, using preliminary April data)

### NUMBER OF LOCAL WORKFORCE AREAS

10

### AMERICAN JOB CENTERS

28


18

Source: 2024 WIOA State Plan.  
CareerOneStop American Job Center Finder

Comprehensive Centers

Affiliate Centers

### PARTICIPANTS SERVED BY COLORADO'S WORKFORCE SERVICES



Source: USDOL-ETA, PY23 Performance Data ([dol.gov/agencies/eta/performance/results](https://dol.gov/agencies/eta/performance/results))

### UNEMPLOYMENT DATA

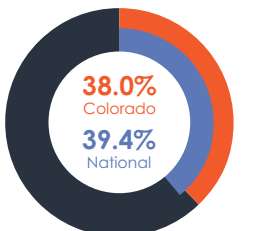
#### Average Duration

The average number of weeks people receive unemployment insurance.

**14.1 weeks**  
Colorado  
**15.3 weeks**  
National

#### Exhaustion Rate

The percentage of individuals receiving unemployment benefits who use all the eligible weeks without finding new employment.



Source: USDOL-ETA Quarter 4 – 2024