



## WORKFORCE INFORMATION



### BUSINESS ENGAGEMENT

Provides employer recruitment assistance, coordinates and promotes job fairs; hosts virtual seminars on a wide range of topics impacting employers including paid leave, cannabis and the workplace, and others. Coordinates with employers and WDBs to host statewide job fairs for federal and high-level employees.



### MULTI-AGENCY INITIATIVES

CTDOL works with other state agencies and organizations on a variety of workforce development initiatives. In 2025, the agency partnered with the CT Department of Transportation to build out a Transportation Maintainer Apprenticeship Pipeline. Additionally, the agency works with education, healthcare, and childcare sector organizations to recruit and train new workers.



### ECONOMIC DIGEST

The CTDOL Research Team publishes a monthly Economic Digest on topics of interest to the state's business community, policymakers, economists, educators, and workforce boards. The Digest offers a deep dive into a topic of interest and provides analysis, data, and context for the discussion. Recent topics include specific economic issues, transportation, housing, city profiles, and more.

Online Resources: [portal.ct.gov/dol](https://portal.ct.gov/dol) | [ReEmployCT.com](https://ReEmployCT.com) | [cthires.com](https://cthires.com)

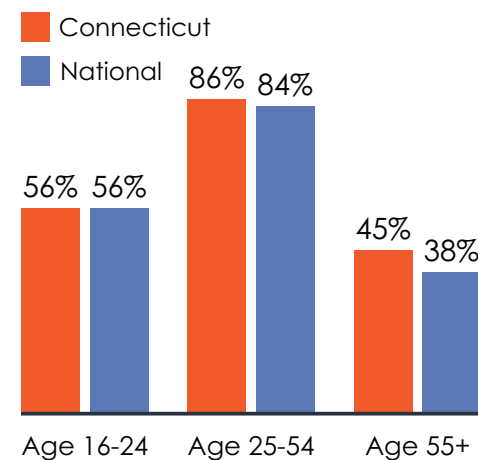
## LABOR MARKET INFORMATION

(Age 16 & older)

	Connecticut	National
Employment (April 2024-April 2025 change)	<b>+0.6%</b>	<b>+1.1%</b>
Unemployment Rate, 2024 annual average	<b>3.2%</b>	<b>4.0%</b>
Labor Force, 2024 annual average	<b>1,944,000</b>	
Unemployed Persons per Job Opening, 2024 annual average	<b>0.9</b>	<b>0.9</b>
Average Hourly Earnings (May 2024-April 2025)	<b>\$38.35</b>	<b>\$35.54</b>
Average Hourly Earnings (April 2024-April 2025 change)	<b>+2.0%</b>	<b>+3.9%</b>

Source: USDOL-BLS, LAUS and CES, using preliminary April data

### ANNUAL LABOR FORCE PARTICIPATION RATE



Source: USDOL-BLS, CPS (2024 Annual Average)

### CONNECTICUT DEPARTMENT OF LABOR

#### Programs within Agency

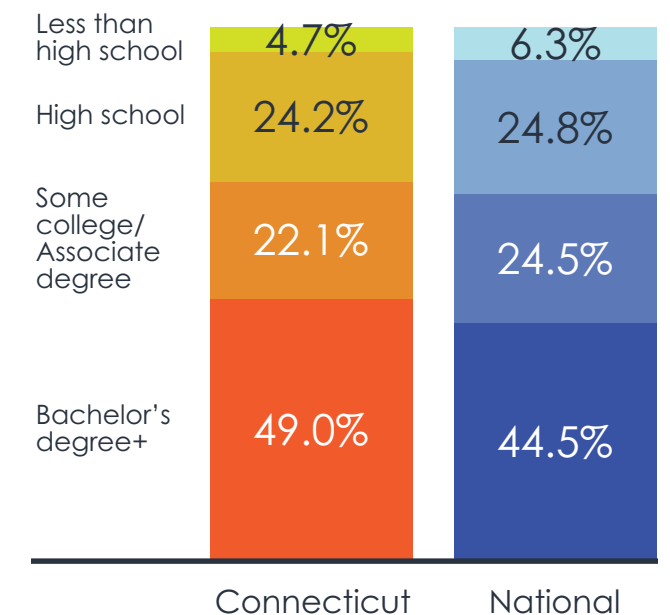
- Board of Labor Relations
- Board of Mediation and Arbitration
- Business Engagement
- CONN-OSHA
- JFES for TANF recipients
- LMI
- RESEA
- TAA
- Unemployment Benefits
- Veterans Employment
- W&H (Wage & Workplace Standards)
- WP
- WOTC
- WIOA

#### WIOA Core Programs: Administering Agencies

- Connecticut Department of Labor – WIOA Title I, WP
- Connecticut Department of Education – AE
- Connecticut Department of Aging and Disability Services – VR

### EDUCATIONAL ATTAINMENT

(Age 25 & older)



Source: USDOL-BLS, CPS (2024 Annual Average, using preliminary April data)

### NUMBER OF LOCAL WORKFORCE AREAS

#### AMERICAN JOB CENTERS

Source: 2024 WIOA State Plan, CareerOneStop American Job Center Finder



### PARTICIPANTS SERVED BY CONNECTICUT'S WORKFORCE SERVICES




Source: USDOL-ETA, PY23 Performance Data ([dol.gov/agencies/eta/performance/results](https://dol.gov/agencies/eta/performance/results))

### KEY INDUSTRIES

MOST JOBS ADDED

FASTEST GROWING



Source: BLS, Current Employment Statistics (April 2024 - April 2025)

### UNEMPLOYMENT DATA

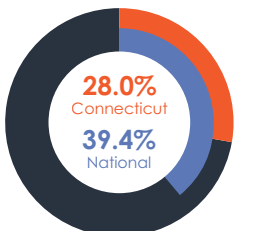
#### Average Duration

The average number of weeks people receive unemployment insurance.



#### Exhaustion Rate

The percentage of individuals receiving unemployment benefits who use all the eligible weeks without finding new employment.



Source: USDOL-ETA Quarter 4 – 2024