



### EXPANDING APPRENTICESHIPS IN NON-TRADITIONAL FIELDS

Delaware is expanding apprenticeship programs into non-traditional sectors like education, including a new Teacher Apprenticeship pathway. This effort aligns with Executive Order 1 from Governor Matt Meyer, which prioritizes workforce innovation and talent development. The goal is to create earn-and-learn opportunities that build strong career pipelines and meet critical workforce needs. Governor Meyer recently issued Executive Order 10, establishing the Office of Workforce Development that will further support EO 1 and broader Workforce goals.



### ENHANCING ACCESS FOR DEAF INDIVIDUALS

Delaware is home to about 2,500 deaf individuals who face barriers to language, information, and services. To improve access, American Job Centers offer Video Remote Interpreting (VRI) via tablets or smartphones, enabling deaf participants to engage in training and communicate with staff. VRI uses secure platforms to connect users with offsite interpreters, supporting full participation in workforce programs.



### DELAWARE BENEFITS CLIFF TOOL

A Public-Private Innovation to Advance Economic Mobility: Delaware, in partnership with a local tech company, developed a Benefits Cliff Tool to help job seekers and counselors understand how wage increases affect eligibility for public benefits like SNAP, Medicaid, and child care subsidies. The tool uses real-time, Delaware-specific data to model income scenarios and support informed career planning. It's currently being piloted in American Job Centers and aims to promote economic mobility through smarter, data-driven decisions.

Online Resources: [labor.delaware.gov](https://labor.delaware.gov) | [joblink.delaware.gov](https://joblink.delaware.gov) | [labor.delaware.gov/wdb](https://labor.delaware.gov/wdb)

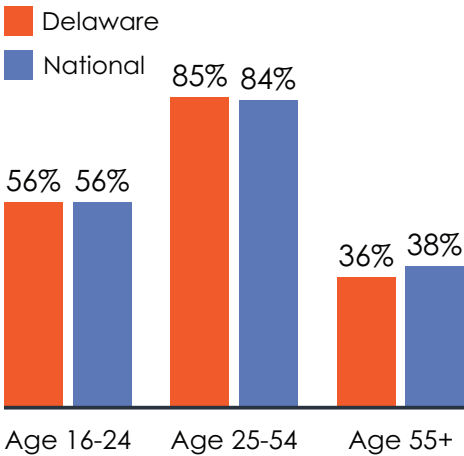
## LABOR MARKET INFORMATION

(Age 16 & older)

	Delaware	National
Employment (April 2024-April 2025 change)	<b>+0.9%</b>	<b>+1.1%</b>
Unemployment Rate, 2024 annual average	<b>3.7%</b>	<b>4.0%</b>
Labor Force, 2024 annual average	<b>507,000</b>	
Unemployed Persons per Job Opening, 2024 annual average	<b>0.7</b>	<b>0.9</b>
Average Hourly Earnings (May 2024-April 2025)	<b>\$31.99</b>	<b>\$35.54</b>
Average Hourly Earnings (April 2024-April 2025 change)	<b>+2.0%</b>	<b>+3.9%</b>

Source: USDOL-BLS, LAUS and CES, using preliminary April data

### ANNUAL LABOR FORCE PARTICIPATION RATE



Source: USDOL-BLS, CPS (2024 Annual Average)

### Contact Information

Katie Grasso, DE Department of Labor Chief of Staff, [Katherine.Grasso@delaware.gov](mailto:Katherine.Grasso@delaware.gov)

## WORKFORCE INFORMATION

### DELAWARE DEPARTMENT OF LABOR

#### Programs within Agency

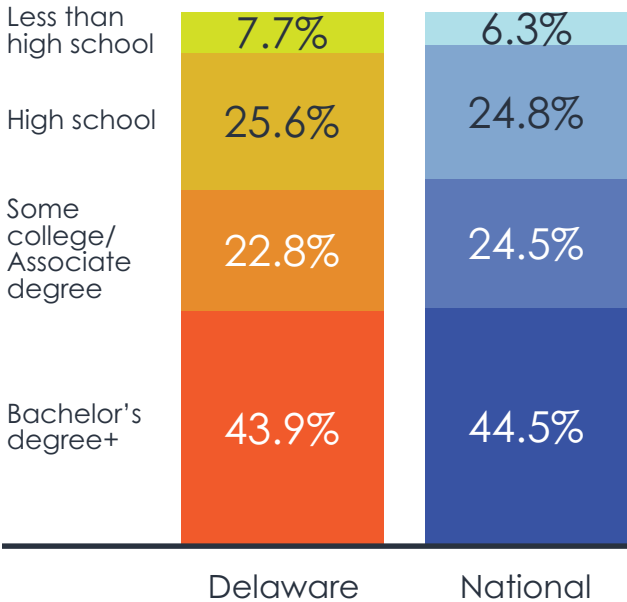
- APEX (state BLS grant)
- ARPA Funded Workforce Projects
- Disability Determination Services
- Elevate Delaware
- Fidelity Bonding
- FLC
- H-1B One Workforce Grant
- Independent Living State Grant
- JVSG
- Labor Law Enforcement (various employment laws)
- Laborforce Statistics
- Learning for Careers
- MSFW
- OSHA Consultation and BLS Grant
- Office of the Deaf and Hard of Hearing
- PFML
- UI
- UI Training Tax for Workforce Programs (Blue Collar)
- WIOA Titles I, III, and IV
- Registered Apprenticeship
- RESEA (in partnership with UI)
- State Supported Employment Services
- Summer Youth Employment Program
- TANF Employment and Training Activities
- Ticket to Work
- TRAIN (Innovation for Workforce Industry Training/Needs)
- VR Services but not for Visually Impaired
- WIG
- WOTC

#### WIOA Core Programs: Administering Agencies

- Delaware Department of Labor – WIOA Title I, WP
- Delaware Department of Education – AE
- Delaware Department of Labor & Delaware Department of Health and Social Services – VR

### EDUCATIONAL ATTAINMENT

(Age 25 & older)



Source: USDOL-BLS, CPS (2024 Annual Average, using preliminary April data)

### NUMBER OF LOCAL WORKFORCE AREAS

#### AMERICAN JOB CENTERS

Source: 2024 WIOA State Plan, CareerOneStop American Job Center Finder



### PARTICIPANTS SERVED BY DELAWARE'S WORKFORCE SERVICES IN E&T



Source: USDOL-ETA, PY23 Performance Data ([dol.gov/agencies/eta/performance/results](https://dol.gov/agencies/eta/performance/results))

### KEY INDUSTRIES

MOST JOBS ADDED

FASTEST GROWING



Source: BLS, Current Employment Statistics (April 2024 - April 2025)

### UNEMPLOYMENT DATA

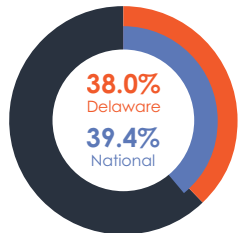
#### Average Duration

The average number of weeks people receive unemployment insurance.

**19.7 weeks**  
Delaware  
**15.3 weeks**  
National

#### Exhaustion Rate

The percentage of individuals receiving unemployment benefits who use all the eligible weeks without finding new employment.



Source: USDOL-ETA Quarter 4 – 2024