

WORKFORCE INFORMATION



HISTORIC RELIEF IN UNEMPLOYMENT TAXES

Governor Kim Reynolds signed a new law that lowers and simplifies the unemployment insurance taxes collected from employers, thus easing their tax burden and supporting further workforce growth. The law will cut the taxable wage base by 50% and expects to save employers a projected \$974 million over five years.



REEMPLOYMENT CASE MANAGEMENT

Iowa's drive to refocus its unemployment process has resulted in Iowans returning to the workforce at a faster-than-ever rate. In its first three years, the program helped save nearly \$360 million in benefits, while the average unemployment duration fell from 13 weeks to an historic-low 9 weeks.



IOWA OFFICE OF APPRENTICESHIP

Iowa's leadership in Registered Apprenticeship reached new heights when the state was officially recognized as a State Apprenticeship Agency (SAA). The new statewide office operates inside IWD and supports new innovation and growth in apprenticeship programs for both students and adults.

Online Resources: workforce.iowa.gov

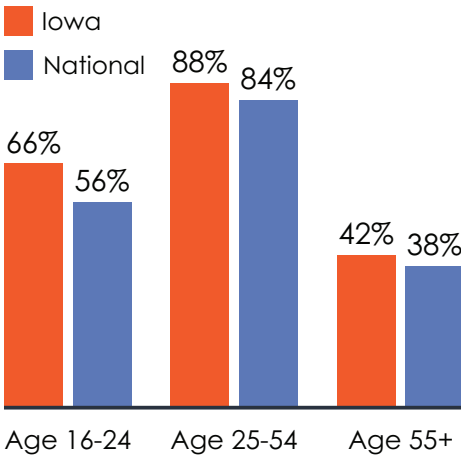
LABOR MARKET INFORMATION

(Age 16 & older)

	Iowa	National
Employment (April 2024-April 2025 change)	-0.2%	+1.1%
Unemployment Rate, 2024 annual average	3.0%	4.0%
Labor Force, 2024 annual average	1,713,000	
Unemployed Persons per Job Opening, 2024 annual average	0.7	0.9
Average Hourly Earnings (May 2024-April 2025)	\$29.95	\$35.54
Average Hourly Earnings (April 2024-April 2025 change)	+5.1%	+3.9%

Source: USDOL-BLS, LAUS and CES, using preliminary April data

ANNUAL LABOR FORCE PARTICIPATION RATE



Source: USDOL-BLS, CPS (2024 Annual Average)

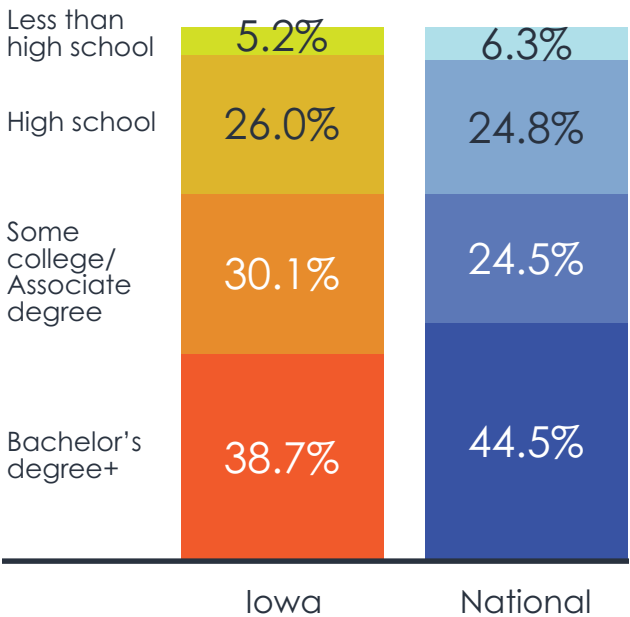
IOWA WORKFORCE DEVELOPMENT

Programs within Agency

- AEL
- Disability Determination Services
- Federal Bonding Program
- FLC
- LMI
- MSFW Services
- NDWG
- PROMISE JOBS (TANF E&T)
- RESEA
- Registered Apprenticeship/Iowa Office of Apprenticeship
- SCSEP
- SNAP E&T Intermediary
- TAA
- UI
- VETS
- VR Services
- WP
- WOTC
- WIOA Title I – A, DW, Y

EDUCATIONAL ATTAINMENT

(Age 25 & older)



Source: USDOL-BLS, CPS (2024 Annual Average, using preliminary April data)

WIOA Core Programs: Administering Agencies

- Iowa Workforce Development – WIOA Title I, AE, WP, VR

NUMBER OF LOCAL WORKFORCE AREAS

6

AMERICAN JOB CENTERS

15

3

Comprehensive Centers

Affiliate Centers

Source: 2024 WIOA State Plan. CareerOneStop American Job Center Finder

PARTICIPANTS SERVED BY IOWA'S WORKFORCE SERVICES



Source: USDOL-ETA, PY23 Performance Data (dol.gov/agencies/eta/performance/results)

UNEMPLOYMENT DATA

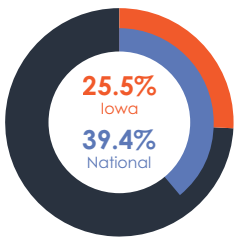
Average Duration

The average number of weeks people receive unemployment insurance.

9.0 weeks
Iowa
15.3 weeks
National

Exhaustion Rate

The percentage of individuals receiving unemployment benefits who use all the eligible weeks without finding new employment.



Source: USDOL-ETA Quarter 4 – 2024