

WORKFORCE INFORMATION



PIVOT

The Department of Workforce Development combined its own data with numerous other datasets available from the Department of Education, the Commission for Higher Education, and more from Indiana's statewide longitudinal data system (SLDS) could help constituents identify their best path forward through numerous training programs and occupational services. DWD needed a way to transform the raw data information



ADULT EDUCATION

This initiative was launched to promote the success of adult education programs across Indiana and to encourage statewide program administrators to align with existing standards and goals. The award highlights providers that excel beyond state goals in performance metrics, supporting adult learners in achieving their educational and economic goals. The DWD Adult Education team is committed to raising standards that benefit providers and adult learners, ensuring a stronger workforce more prepared and capable of advancing in their careers.



PLAIN LANGUAGE MODEL (AI TOOL)

The Plain Language Model was created with ARPA funding to help rectify the gap between statute inspired program materials and the reading proficiency of Hoosiers. The need for plain language is a federal mandate but it is also a customer service opportunity DWD took seriously. Through use of the AI tool, DWD took doctorate level material and turned it into sixth grade reading level materials that could then be easily translated into other languages by

Online Resources: in.gov/dwd/ | in.gov/dwd/indiana-unemployment/ | hoosierdata.in.gov/

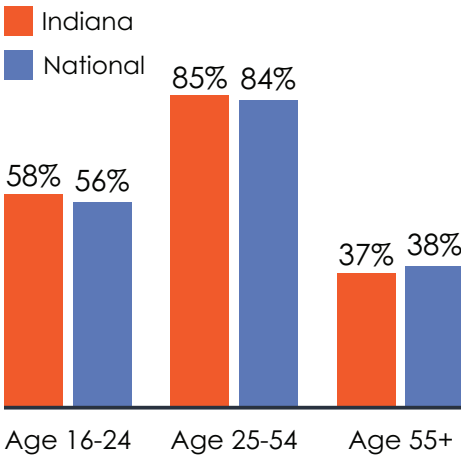
LABOR MARKET INFORMATION

(Age 16 & older)

	Indiana	National
Employment (April 2024-April 2025 change)	+0.5%	+1.1%
Unemployment Rate, 2024 annual average	4.2%	4.0%
Labor Force, 2024 annual average	3,456,000	
Unemployed Persons per Job Opening, 2024 annual average	0.9	0.9
Average Hourly Earnings (May 2024-April 2025)	\$31.31	\$35.54
Average Hourly Earnings (April 2024-April 2025 change)	+7.4%	+3.9%

Source: USDOL-BLS, LAUS and CES, using preliminary April data

ANNUAL LABOR FORCE PARTICIPATION RATE



Source: USDOL-BLS, CPS (2024 Annual Average)

INDIANA DEPARTMENT OF WORKFORCE DEVELOPMENT

Programs within Agency

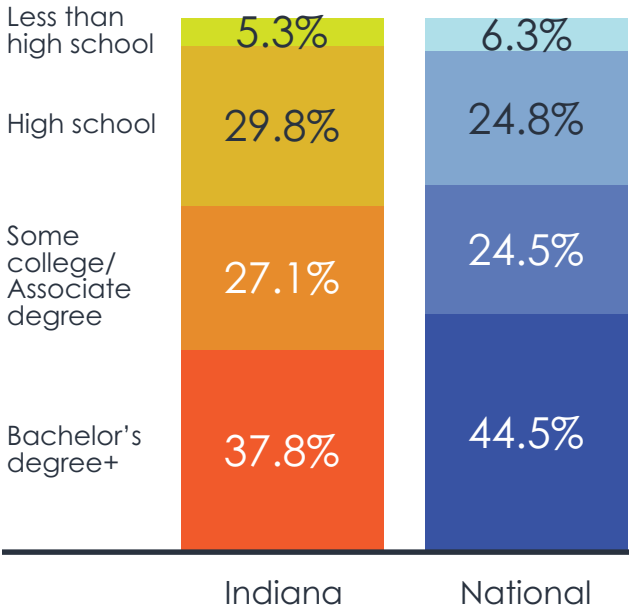
- AE
- Business Services
- Indiana Career Explorer/ Top Jobs
- JAG
- Jobs for Americas Veterans
- Office for Career and Technical Schools
- RESEA
- SCSEP
- Serve Indiana (AmeriCorps)
- TAA
- UI
- WARN Notices
- WIOA
- Work Based Learning and Apprenticeship
- Workforce and Employer Training Grant services
- WOTC

WIOA Core Programs: Administering Agencies

- Indiana Department of Workforce Development – WIOA Title I, AE, WP
- Indiana Family and Social Services Administration – VR

EDUCATIONAL ATTAINMENT

(Age 25 & older)



Source: USDOL-BLS, CPS (2024 Annual Average, using preliminary April data)

KEY INDUSTRIES

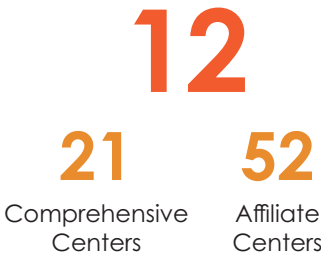


Source: BLS, Current Employment Statistics (April 2024 - April 2025)

NUMBER OF LOCAL WORKFORCE AREAS

AMERICAN JOB CENTERS

Source: 2024 WIOA State Plan. CareerOneStop American Job Center Finder



PARTICIPANTS SERVED BY INDIANA'S WORKFORCE SERVICES



Source: USDOL-ETA, PY23 Performance Data (dol.gov/agencies/eta/performance/results)

UNEMPLOYMENT DATA

Average Duration

The average number of weeks people receive unemployment insurance.

Exhaustion Rate

The percentage of individuals receiving unemployment benefits who use all the eligible weeks without finding new employment.

Source: USDOL-ETA Quarter 4 - 2024

11.9 weeks
Indiana
15.3 weeks
National

