



WORKFORCE INFORMATION



EARN MARYLAND (EARN)

This nationally-recognized program tackles skills gaps and personnel shortages by investing in industry sector strategies for workforce development. EARN programs have trained over 26,000 people so far, and for every dollar Maryland invests into EARN, an additional \$18.16 in economic activity is created.



REGISTERED APPRENTICESHIP

Registered apprenticeship promotes debt-free career pathways that combine paid work, wage progression, classroom learning, and a nationally-recognized credential. Maryland is now expanding access to apprenticeship through the RAISE Act, which invests \$25 million in proven strategies like helping businesses with training costs and investing in intermediaries to connect employers, trainers, and sponsors.



CYBER MARYLAND

A new \$3.1 million investment in Cyber Maryland will bolster the state's pipeline of cybersecurity professionals. Beginning in FY26, Cyber Maryland moved to the Maryland Department of Labor and received state funding for innovative programming to solve some of the industry's most pressing workforce challenges.

Online Resources: labor.maryland.gov

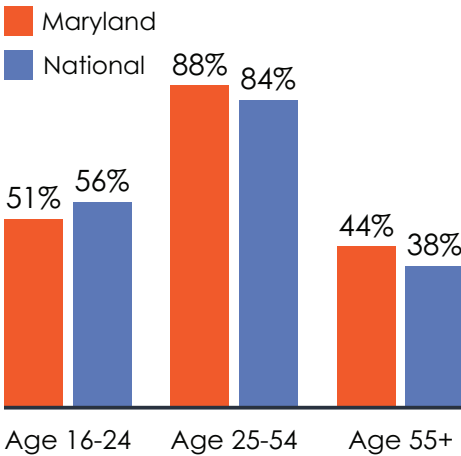
LABOR MARKET INFORMATION

(Age 16 & older)

	Maryland	National
Employment (April 2024-April 2025 change)	+0.9%	+1.1%
Unemployment Rate, 2024 annual average	3.0%	4.0%
Labor Force, 2024 annual average	3,248,000	
Unemployed Persons per Job Opening, 2024 annual average	0.5	0.9
Average Hourly Earnings (May 2024-April 2025)	\$35.41	\$35.54
Average Hourly Earnings (April 2024-April 2025 change)	+3.5%	+3.9%

Source: USDOL-BLS, LAUS and CES, using preliminary April data

ANNUAL LABOR FORCE PARTICIPATION RATE



Source: USDOL-BLS, CPS (2024 Annual Average)

MARYLAND DEPARTMENT OF LABOR

Programs within Agency

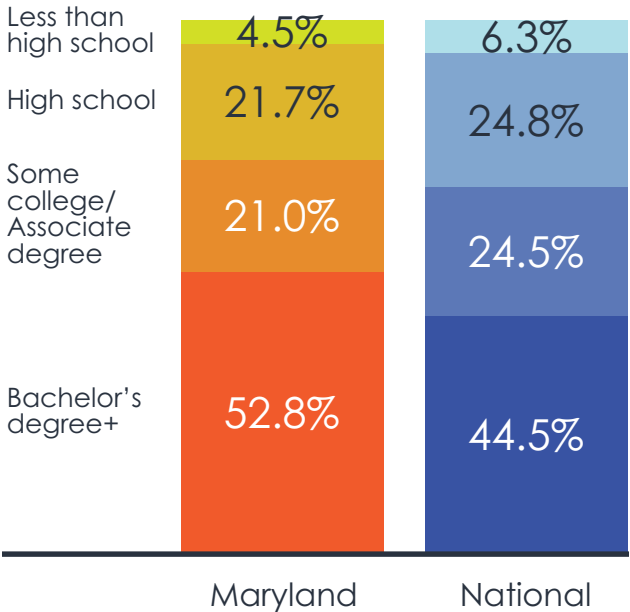
- Correctional Education
- Discretionary Grants
- EARN Maryland
- Family and Medical Leave Insurance
- FLC
- LMI
- MSFW
- Occupational and Professional Licensing
- RESEA Workshop
- Reentry Initiative
- Registered and Youth Apprenticeship
- SCSEP
- TAA
- UI
- VETS
- W&H
- WOTC
- WIOA Title I – A, DW, & Y
- WIOA Title II – AEL Services
- WIOA Title III – WP
- Youth and Disability Services

WIOA Core Programs: Administering Agencies

- Maryland Department of Labor – WIOA Title I, AE, WP
- Maryland State Department of Education – VR

EDUCATIONAL ATTAINMENT

(Age 25 & older)



Source: USDOL-BLS, CPS (2024 Annual Average, using preliminary April data)

NUMBER OF LOCAL WORKFORCE AREAS

13

AMERICAN JOB CENTERS

17

16

Source: 2024 WIOA State Plan, CareerOneStop American Job Center Finder

Comprehensive Centers

Affiliate Centers

PARTICIPANTS SERVED BY MARYLAND'S WORKFORCE SERVICES

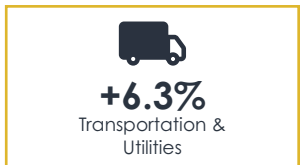


Source: USDOL-ETA, PY23 Performance Data (dol.gov/agencies/eta/performance/results)

KEY INDUSTRIES

MOST JOBS ADDED

FASTEST GROWING



Source: BLS, Current Employment Statistics (April 2024 - April 2025)

UNEMPLOYMENT DATA

Average Duration

The average number of weeks people receive unemployment insurance.

18.0 weeks

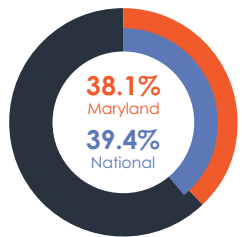
Maryland

15.3 weeks

National

Exhaustion Rate

The percentage of individuals receiving unemployment benefits who use all the eligible weeks without finding new employment.



Source: USDOL-ETA Quarter 4 – 2024