



WORKFORCE INFORMATION



ESTABLISHED AN INTERAGENCY WORKFORCE SYSTEM ALIGNMENT TASKFORCE

Minnesota's Governor established an Interagency Workforce Alignment (IWA) taskforce to convene leaders from multiple state agencies who deliver workforce development services to advance workforce system alignment, reduce program redundancy, improve collaboration and enhance system efficiencies. The IWA, in conjunction with the Governor's Workforce Development Board, has defined metrics to track progress and meets regularly to measure results and refine its approach to current workforce challenges and opportunities.



LEVERAGED PUBLIC/PRIVATE PARTNERSHIP TO LEAD ENERGY-RELATED WORKFORCE INITIATIVES

The Minnesota Department of Employment and Economic Development (DEED) partnered with private entities to implement two statewide workforce initiatives to prepare Minnesotans for energy-related careers. The private funding helped support occupational skills training, case management services, financial literacy training and flexible financial resources beyond standard wrap-around support to further empower program participant success.



IMPROVED ONLINE JOB SEARCH EXPERIENCE

The revamped job search tool on [CareerForce.MN.gov](https://www.careerforce.mn.gov) connects people looking for work to career exploration and job search services. Among many enhancements, the tool highlights services within the search experience, creates saved job searches based on career goals and leverages labor market information data to provide search results for the top 10 in-demand occupations in a customer's region in Minnesota.

Online Resources: [CareerForce.MN.gov](https://www.careerforce.mn.gov) | mn.gov/deed/

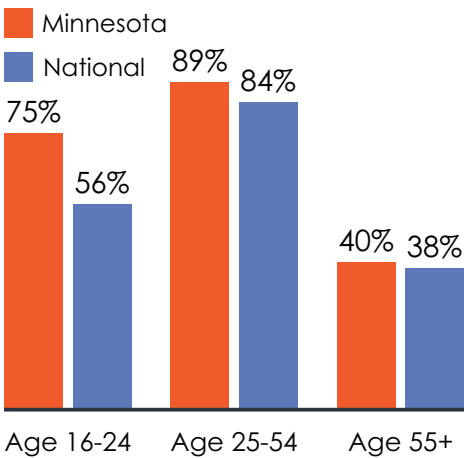
LABOR MARKET INFORMATION

(Age 16 & older)

	Minnesota	National
Employment (April 2024-April 2025 change)	+1.2%	+1.1%
Unemployment Rate, 2024 annual average	3.0%	4.0%
Labor Force, 2024 annual average	3,130,000	
Unemployed Persons per Job Opening, 2024 annual average	0.6	0.9
Average Hourly Earnings (May 2024-April 2025)	\$38.20	\$35.54
Average Hourly Earnings (April 2024-April 2025 change)	+5.6%	+3.9%

Source: USDOL-BLS, LAUS and CES, using preliminary April data

ANNUAL LABOR FORCE PARTICIPATION RATE



Source: USDOL-BLS, CPS (2024 Annual Average)

MINNESOTA DEPARTMENT OF EMPLOYMENT AND ECONOMIC DEVELOPMENT

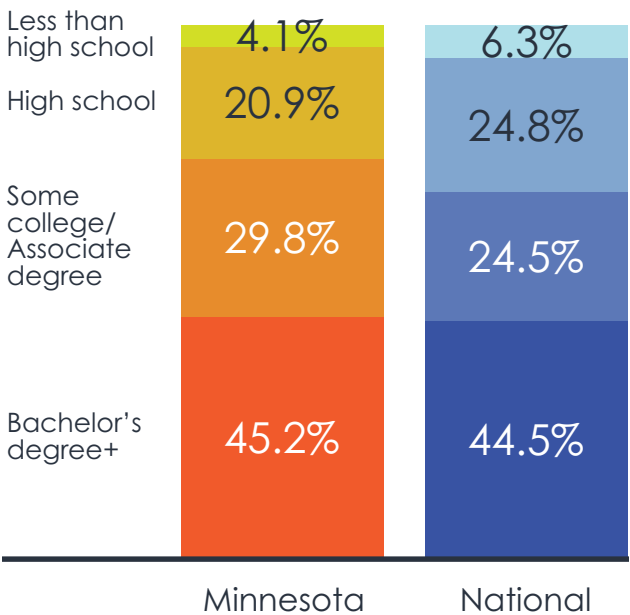
Programs within Agency

- Economic Development
- Federal Bonding Program
- FLC (H-2A and H-2B)
- Labor Market Information
- MSFW Service
- PROWD
- Rapid Response and Layoff Aversion Services
- RETAIN funded through the U.S. DOE's DIF
- SCSEP
- State Services for the Blind
- TAA
- UI
- VETS
- VR
- WP
- WOTC
- WIOA – A, DW, & Y

WIOA Core Programs: Administering Agencies

- Minnesota Department of Employment and Economic Development – WIOA Title I, WP, VR
- Minnesota Department of Education – AE

EDUCATIONAL ATTAINMENT (Age 25 & older)



Source: USDOL-BLS, CPS (2024 Annual Average, using preliminary April data)

NUMBER OF LOCAL WORKFORCE AREAS

AMERICAN JOB CENTERS

Source: 2024 WIOA State Plan, CareerOneStop American Job Center Finder



PARTICIPANTS SERVED BY MINNESOTA'S WORKFORCE SERVICES




Source: USDOL-ETA, PY23 Performance Data (dol.gov/agencies/eta/performance/results)

KEY INDUSTRIES

MOST JOBS ADDED



FASTEST GROWING



Source: BLS, Current Employment Statistics (April 2024 - April 2025)

UNEMPLOYMENT DATA

Average Duration

The average number of weeks people receive unemployment insurance.

Exhaustion Rate

The percentage of individuals receiving unemployment benefits who use all the eligible weeks without finding new employment.

Source: USDOL-ETA Quarter 4 – 2024

15.6 weeks Minnesota
15.3 weeks National

