

WORKFORCE INFORMATION



MODERNIZING PUBLIC SERVICES: SMARTER TOOLS FOR EMPLOYERS AND CLAIMANTS

The N.C. Division of Employment Security is streamlining services through two key digital upgrades. **NCSUITS** (November 2023) is a modern system that simplifies unemployment tax/wage reporting. **Felix** (February 2025), an AI-powered chatbot, began assisting individuals with filing unemployment claims 24/7. Both tools reflect North Carolina's push for more efficient, accessible, and responsive government services. Learn about NCSUITS: des.nc.gov/ncsuits | Learn about Felix: des.nc.gov/felix



EMPOWERING SMALL BUSINESSES THROUGH WORK-BASED LEARNING GRANTS

With support from the American Rescue Plan Act, the N.C. Division of Workforce Solutions (NCDWS) is investing in Work-Based Learning. This initiative has empowered 823 employees at 346 small businesses with hands-on training and skill development - helping businesses thrive and building a stronger workforce. Read more: nc.works/WBLgrants



BRIDGING REENTRY AND EMPLOYMENT THROUGH EARLY JOB SEARCH ACCESS

To strengthen reentry pathways, the NCDWS is collaborating with the Department of Adult Correction to help individuals begin preparing for employment before their release. Through a dedicated portal, participants will gain early access to job search tools and career services while still in custody. This forward-thinking initiative aims to improve post-release outcomes and create a smoother transition from the justice system to the workforce. Learn more: dac.nc.gov/blog/2025/04/30/offenders-will-have-opportunities-enter-ncworks-system-prior-release

Online Resources: des.nc.gov | ncworks.gov

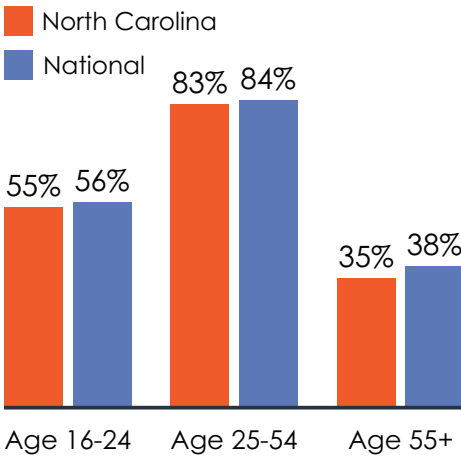
LABOR MARKET INFORMATION

(Age 16 & older)

	North Carolina	National
Employment (April 2024-April 2025 change)	+1.5%	+1.1%
Unemployment Rate, 2024 annual average	3.6%	4.0%
Labor Force, 2024 annual average	5,285,000	
Unemployed Persons per Job Opening, 2024 annual average	0.7	0.9
Average Hourly Earnings (May 2024-April 2025)	\$33.02	\$35.54
Average Hourly Earnings (April 2024-April 2025 change)	+4.3%	+3.9%

Source: USDOL-BLS, LAUS and CES, using preliminary April data

ANNUAL LABOR FORCE PARTICIPATION RATE



Source: USDOL-BLS, CPS (2024 Annual Average)

NORTH CAROLINA DEPARTMENT OF COMMERCE

Programs within Agency

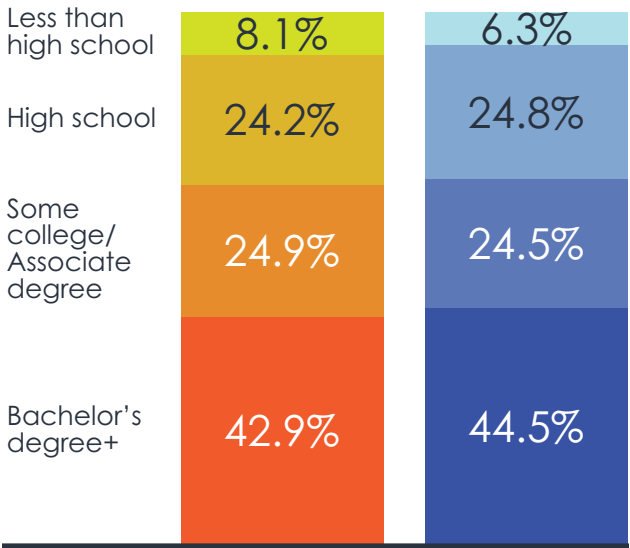
- Business Edge (Layoff Aversion)
- Employer Workforce Services
 - Hiring events
 - Career fairs
 - On-the-job training
- Candidate Recruitment
 - Federal Bonding
 - FLC
 - LEP and Special Populations
 - MSFW
 - Rapid Response
 - RESEA
 - Reentry
- Sector Strategies
- State Agricultural Monitor Advocate
- TAA
- VETS
- WP
- WIOA Equal Opportunity
- WIOA Job Seeker Ombudsman
- WIOA Policy and Planning
- WOTC
- WIOA – A, DW, & Y

WIOA Core Programs: Administering Agencies

- North Carolina Department of Commerce – WIOA Title I, WP
- North Carolina Community College System – AE
- North Carolina Department of Health and Human Services – VR

EDUCATIONAL ATTAINMENT

(Age 25 & older)



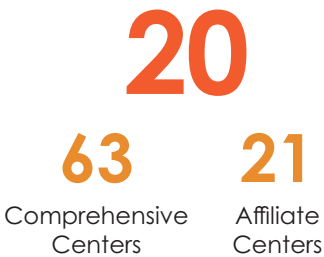
North Carolina National

Source: USDOL-BLS, CPS (2024 Annual Average, using preliminary April data)

NUMBER OF LOCAL WORKFORCE AREAS

AMERICAN JOB CENTERS

Source: 2024 WIOA State Plan, CareerOneStop American Job Center Finder



PARTICIPANTS SERVED BY NORTH CAROLINA'S WORKFORCE SERVICES




Source: USDOL-ETA, PY23 Performance Data (dol.gov/agencies/eta/performance/results)

KEY INDUSTRIES

MOST JOBS ADDED

FASTEST GROWING



Source: BLS, Current Employment Statistics (April 2024 - April 2025)

UNEMPLOYMENT DATA

Average Duration

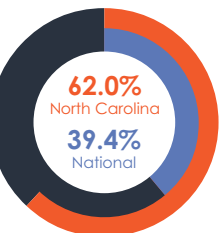
The average number of weeks people receive unemployment insurance.

9.1 weeks

North Carolina
15.3 weeks
National

Exhaustion Rate

The percentage of individuals receiving unemployment benefits who use all the eligible weeks without finding new employment.



Source: USDOL-ETA Quarter 4 – 2024