

## WORKFORCE INFORMATION



### OFFICE OF WORKFORCE DATA AND RESEARCH (OWDR)

Established in September 2024, OWDR's mission is to create a statewide longitudinal data system that will be used to analyze workforce and educational data and forecast future workforce needs. OWDR's initiatives contribute to the broader goal of providing transparency and empowering New York State to make informed decisions on funding allocation and policy developments. A public [dashboard](#) is now available covering NYSDOL administered WIOA programs and provides information on program and participant outcomes.



### OFFICE OF JUST ENERGY TRANSITION (OJET)

Established in April 2023, OJET supports Disadvantaged Community training for clean energy jobs and connects transitioning fossil fuel workers to opportunities for upskilling, reskilling, and new job opportunities in renewables. OJET has launched innovative resources and funding over the past two years, including a [Green Topics Dashboard](#), which assists job seekers and educators, and training providers to identify skills and occupations within the clean energy economy. The dashboard includes 72 green topics and more than 300 occupations. The office recently awarded \$9 million in grant funding focused on training and wraparound services through two grant streams.



### WAGE THEFT INVESTIGATIONS DASHBOARD

The [New York State's Wage Theft Investigations dashboard](#) provides comprehensive information on wage violation cases, wages returned to workers, and penalties assessed. This data encompasses cases where allegations of wage theft were investigated, and a finding related to wage theft was made against a business who employed workers in New York State.

Online Resources: [dol.ny.gov](https://dol.ny.gov)

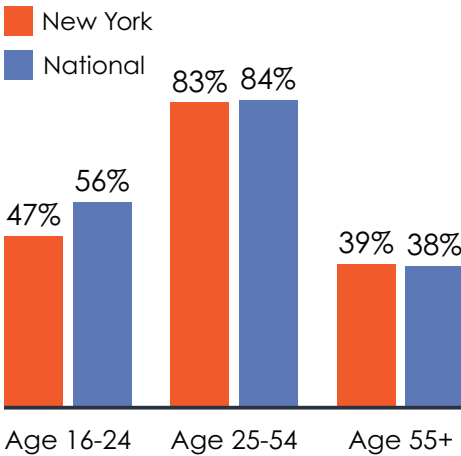
## LABOR MARKET INFORMATION

(Age 16 & older)

	New York	National
Employment (April 2024-April 2025 change)	<b>+1.1%</b>	<b>+1.1%</b>
Unemployment Rate, 2024 annual average	<b>4.3%</b>	<b>4.0%</b>
Labor Force, 2024 annual average	<b>9,835,000</b>	
Unemployed Persons per Job Opening, 2024 annual average	<b>0.9</b>	<b>0.9</b>
Average Hourly Earnings (May 2024-April 2025)	<b>\$38.18</b>	<b>\$35.54</b>
Average Hourly Earnings (April 2024-April 2025 change)	<b>+2.4%</b>	<b>+3.9%</b>

Source: USDOL-BLS, LAUS and CES, using preliminary April data

### ANNUAL LABOR FORCE PARTICIPATION RATE



Source: USDOL-BLS, CPS (2024 Annual Average)

### NEW YORK STATE DEPARTMENT OF LABOR

#### Programs within Agency

- Apprenticeship
- Federal Bonding Program
- FLC (H-2A and H-2B)
- Labor Market Information
- RESEA
- Trade Adjustment Assistance
- UI
- VETS
- WP
- Work Opportunity Tax Credit
- WIOA – A, DW, & Y

#### WIOA Core Programs: Administering Agencies

- New York State Department of Labor – WIOA Title I, WP
- New York State Education Department – AE
- New York State Education Department & New York State Office of Children & Family Services, Commission for the Blind – VR

### NUMBER OF LOCAL WORKFORCE AREAS

**33**

### AMERICAN JOB CENTERS

Source: 2024 WIOA State Plan, CareerOneStop American Job Center Finder

**62** Comprehensive Centers  
**28** Affiliate Centers

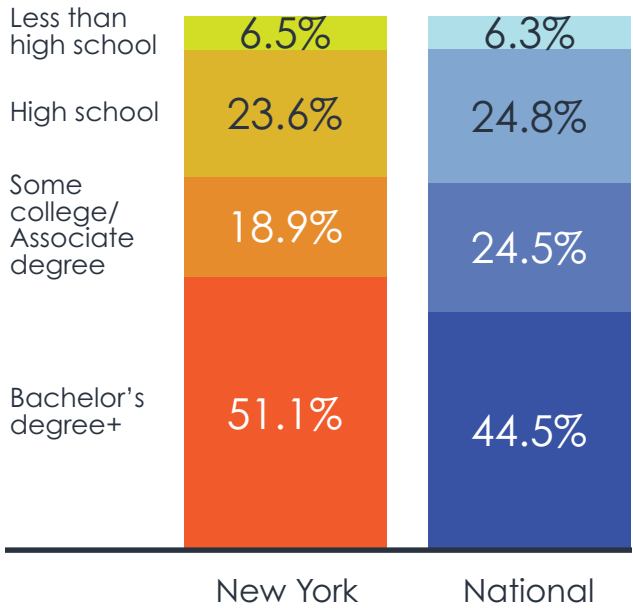
### PARTICIPANTS SERVED BY NEW YORK'S WORKFORCE SERVICES



Source: USDOL-ETA, PY23 Performance Data ([dol.gov/agencies/eta/performance/results](https://dol.gov/agencies/eta/performance/results))

### EDUCATIONAL ATTAINMENT

(Age 25 & older)



Source: USDOL-BLS, CPS (2024 Annual Average, using preliminary April data)

### KEY INDUSTRIES

MOST JOBS ADDED

FASTEST GROWING



Source: BLS, Current Employment Statistics (April 2024 - April 2025)

### UNEMPLOYMENT DATA

#### Average Duration

The average number of weeks people receive unemployment insurance.

**18.2 weeks**

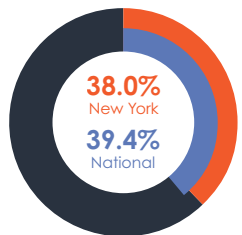
New York

**15.3 weeks**

National

#### Exhaustion Rate

The percentage of individuals receiving unemployment benefits who use all the eligible weeks without finding new employment.



Source: USDOL-ETA Quarter 4 – 2024