



WORKFORCE INFORMATION



NEW WAYS TO FILE UNEMPLOYMENT CLAIMS

Ohio implemented several technical enhancements to help unemployed Ohioans more easily manage their unemployment claims. New features include the ability to file weekly claims through the online “chat” feature at unemployment.ohio.gov, through the automated phone system, or even through text message in many circumstances.



EXPANDED LANGUAGE OPTIONS FOR UNEMPLOYMENT CLAIMANTS

The automated “chat” feature at unemployment.ohio.gov now recognizes the language of the web browser being used and connects users with limited English proficiency to live agents. The agent can then communicate in the user’s language. This service is available in 16 languages, chosen based on past usage and translation requests.



OHIO’S WORKFORCE PLAYBOOK

Lt. Governor Jim Tressel is leading an effort to create “Ohio’s Workforce Playbook.” He’s working closely with Ohio’s universities, colleges, career tech schools, state agencies, and local business leaders to develop regional strategies to meet local workforce needs.

Online Resources: jfs.ohio.gov/job-services-and-unemployment/unemployment/overview
jfs.ohio.gov/job-services-and-unemployment/job-services/job-services-workforce.ohio.gov/

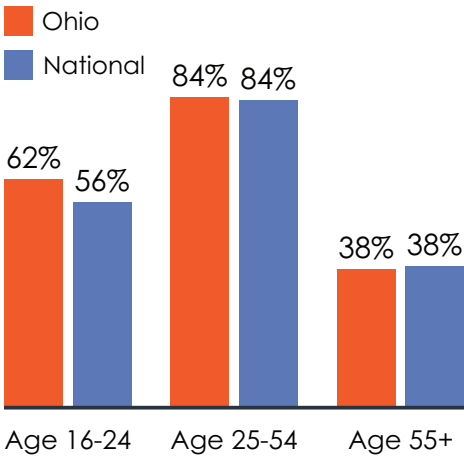
LABOR MARKET INFORMATION

(Age 16 & older)

	Ohio	National
Employment (April 2024-April 2025 change)	+1.2%	+1.1%
Unemployment Rate, 2024 annual average	4.3%	4.0%
Labor Force, 2024 annual average	5,899,000	
Unemployed Persons per Job Opening, 2024 annual average	0.9	0.9
Average Hourly Earnings (May 2024-April 2025)	\$32.48	\$35.54
Average Hourly Earnings (April 2024-April 2025 change)	+4.6%	+3.9%

Source: USDOL-BLS, LAUS and CES, using preliminary April data

ANNUAL LABOR FORCE PARTICIPATION RATE



Source: USDOL-BLS, CPS (2024 Annual Average)

OHIO DEPARTMENT OF JOB AND FAMILY SERVICES

Programs within Agency

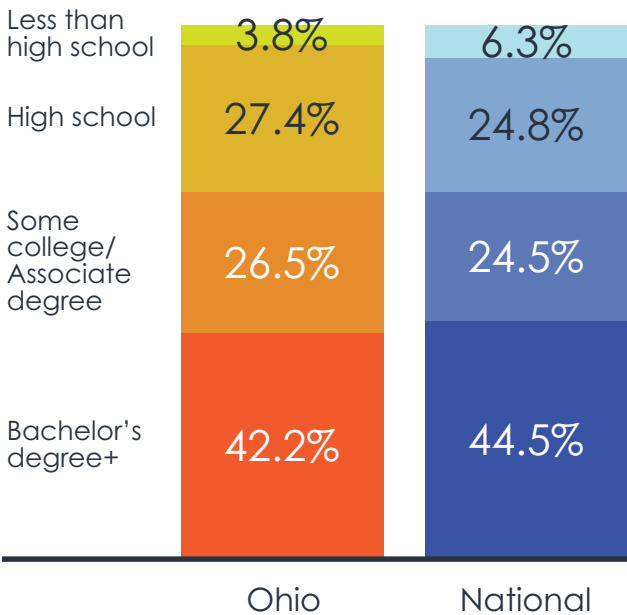
- Adult Protective Services
- SharedWork Ohio Program
- ApprenticeOhio Program
- SNAP
- Child Support
- TAA
- DUA
- TANF Programs
- FLC Program
- WP Services
- LMI
- WIOA Programs
- MSFW Program
- Veterans Services
- Rapid Response Services
- WOTC Program
- Refugee Services
- UI
- RESEA Program

WIOA Core Programs: Administering Agencies

- Ohio Department of Job and Family Services – WIOA Title I, WP
- Ohio Department of Higher Education – AE
- Opportunities for Ohioans with Disabilities – VR

EDUCATIONAL ATTAINMENT

(Age 25 & older)



Source: USDOL-BLS, CPS (2024 Annual Average, using preliminary April data)

NUMBER OF LOCAL WORKFORCE AREAS

20

AMERICAN JOB CENTERS

23

65

Source: 2024 WIOA State Plan.
CareerOneStop American Job Center Finder

Comprehensive Centers

Affiliate Centers

PARTICIPANTS SERVED BY OHIO'S WORKFORCE SERVICES



Source: USDOL-ETA, PY23 Performance Data (dol.gov/agencies/eta/performance/results)

KEY INDUSTRIES

MOST JOBS ADDED

FASTEST GROWING



Source: BLS, Current Employment Statistics (April 2024 - April 2025)

UNEMPLOYMENT DATA

Average Duration

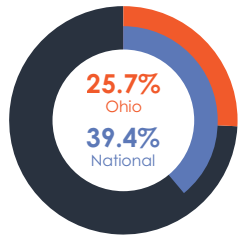
The average number of weeks people receive unemployment insurance.

13.8 weeks

Ohio
15.3 weeks
National

Exhaustion Rate

The percentage of individuals receiving unemployment benefits who use all the eligible weeks without finding new employment.



Source: USDOL-ETA Quarter 4 – 2024