

## WORKFORCE INFORMATION



### EXPANDED ACCESSIBLE HIRING RESOURCES

The Department expanded accessible hiring resources, launching a youth employment page and publishing several guides, including the Education, Training and Career Resource Guide, the Refugee & Newcomer Employment Guide, and Disability Hiring Resources. These tools support inclusive hiring and help connect diverse populations to job opportunities. [dlt.ri.gov/individuals/youth-employment-resources](https://dlt.ri.gov/individuals/youth-employment-resources) | [dlt.ri.gov/sites/g/files/xkgbur571/files/2024-11/ENGLISH%20-%20Education%2C%20Training%2C%20and%20Career%20Resource%20Guide.pdf](https://dlt.ri.gov/sites/g/files/xkgbur571/files/2024-11/ENGLISH%20-%20Education%2C%20Training%2C%20and%20Career%20Resource%20Guide.pdf) | [gwb.ri.gov/sites/g/files/xkgbur746/files/2024-10/Disabilities%20Hiring%20Resource%20Guide%20-%202024.pdf](https://gwb.ri.gov/sites/g/files/xkgbur746/files/2024-10/Disabilities%20Hiring%20Resource%20Guide%20-%202024.pdf)



### ADVANCED LANGUAGE ACCESS

The Department advanced language access by adding more preferred languages to our phone and IVR systems, helping ensure non-English speakers can more easily navigate services and get the support they need.



### NEW APRA PORTAL

The Department launched a new APRA portal to streamline public records requests. The digital platform improves transparency, reduces processing time, and enhances communication with the public. This innovation modernizes how requests are handled, increases efficiency, and reinforces accessible, responsive, and open government services.

Online Resources: [dlt.ri.gov](https://dlt.ri.gov)

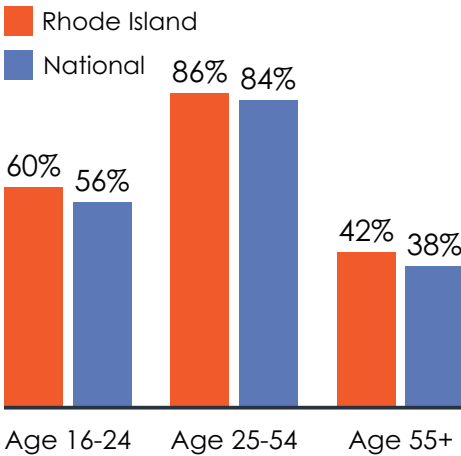
## LABOR MARKET INFORMATION

(Age 16 & older)

	Rhode Island	National
Employment (April 2024-April 2025 change)	<b>+0.7%</b>	<b>+1.1%</b>
Unemployment Rate, 2024 annual average	<b>4.3%</b>	<b>4.0%</b>
Labor Force, 2024 annual average	<b>591,000</b>	
Unemployed Persons per Job Opening, 2024 annual average	<b>0.9</b>	<b>0.9</b>
Average Hourly Earnings (May 2024-April 2025)	<b>\$35.97</b>	<b>\$35.54</b>
Average Hourly Earnings (April 2024-April 2025 change)	<b>+1.3%</b>	<b>+3.9%</b>

Source: USDOL-BLS, LAUS and CES, using preliminary April data

### ANNUAL LABOR FORCE PARTICIPATION RATE



Source: USDOL-BLS, CPS (2024 Annual Average)

### RHODE ISLAND DEPARTMENT OF LABOR AND TRAINING

#### Programs within Agency

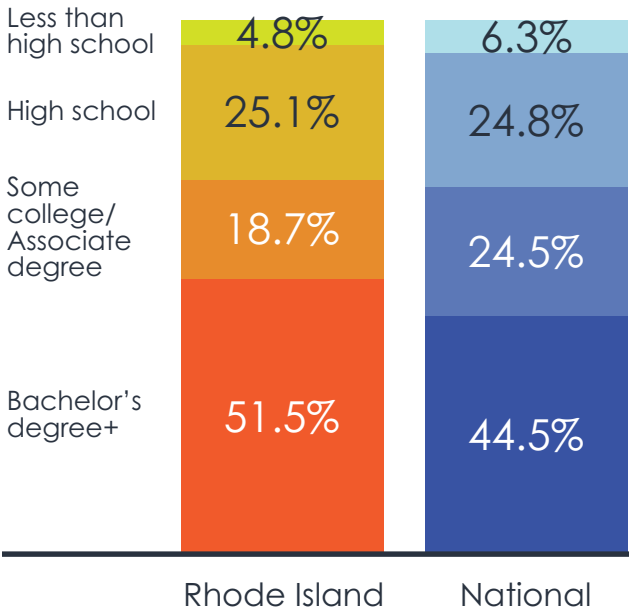
- LMI
- Prevailing Wage
- Occupational Safety
- Professional Regulation (licensure for trade occupations)
- Registered Apprenticeship
- Rapid Response
- Safety Inspections
- Real Jobs RI
- SCSEP
- TDI
- TCI
- TAA
- UI
- VETS
- W&H
- WP
- WOTC
- Workers' Compensation
- WIOA – A, DW, & Y

#### WIOA Core Programs: Administering Agencies

- Rhode Island Department of Labor and Training – WIOA Title I, WP
- Rhode Island Department of Education – AE
- Rhode Island Department of Human Services – VR

### EDUCATIONAL ATTAINMENT

(Age 25 & older)



Source: USDOL-BLS, CPS (2024 Annual Average, using preliminary April data)

### NUMBER OF LOCAL WORKFORCE AREAS

#### AMERICAN JOB CENTERS

Source: 2024 WIOA State Plan. CareerOneStop American Job Center Finder



### PARTICIPANTS SERVED BY RHODE ISLAND'S WORKFORCE SERVICES




Source: USDOL-ETA, PY23 Performance Data ([dol.gov/agencies/eta/performance/results](https://dol.gov/agencies/eta/performance/results))

### KEY INDUSTRIES

MOST JOBS ADDED

FASTEST GROWING



Source: BLS, Current Employment Statistics (April 2024 - April 2025)

### UNEMPLOYMENT DATA

#### Average Duration

The average number of weeks people receive unemployment insurance.

#### Exhaustion Rate

The percentage of individuals receiving unemployment benefits who use all the eligible weeks without finding new employment.

Source: USDOL-ETA Quarter 4 – 2024

**15.2 weeks**  
Rhode Island  
**15.3 weeks**  
National

