

# SOUTH CAROLINA INNOVATIONS



## Contact Information

Dorothy Weaver, Director of Communications, [dweaver@dew.sc.gov](mailto:dweaver@dew.sc.gov)

## WORKFORCE INFORMATION



### EXPLORE SC@WORK

Explore SC@Work invites South Carolinians to “explore” dozens of different occupations and industries in our state, discover career pathways, and find relevant labor market information through a wealth of resources. Visit the Explore SC@Work gallery, job flyers, and other materials. [dew.sc.gov/explore](https://dew.sc.gov/explore)



### SC@WORK: RURAL CONNECTIONS

SC@Work: Rural Connections connects employers to jobseekers in rural counties through local community events. Attendees network directly with employers, submit applications, and work on their resume in DEW's Career Coach. Rather than people in rural communities commuting to job fairs, we are bringing the job fairs to them. [scworks.org/ruralconnections](https://scworks.org/ruralconnections)



### OFFICE OF STATEWIDE WORKFORCE DEVELOPMENT

The OSWD was created by the Statewide Education and Workforce Development Act and is tasked with coordinating, aligning, and directing workforce efforts across South Carolina. The goal is to maximize available resources and create a customer-centric workforce development system that is accessible, effective, and easy to navigate. [scstatehouse.gov/sess125\\_2023-2024/bills/3726.htm](https://scstatehouse.gov/sess125_2023-2024/bills/3726.htm)

Online Resources: [dew.sc.gov](https://dew.sc.gov) | [scworks.org](https://scworks.org) | [jobs.scworks.org](https://jobs.scworks.org) | [lmi.sc.gov](https://lmi.sc.gov)

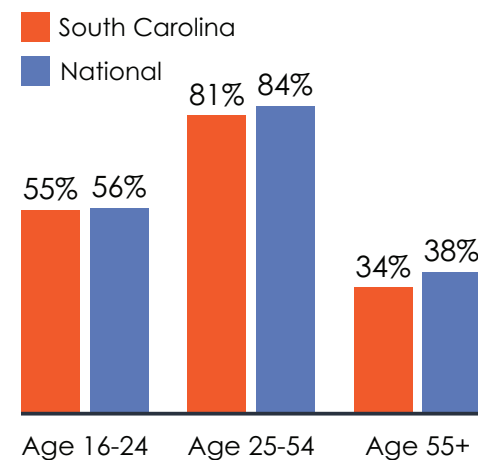
## LABOR MARKET INFORMATION

(Age 16 & older)

	South Carolina	National
Employment (April 2024-April 2025 change)	<b>+2.5%</b>	<b>+1.1%</b>
Unemployment Rate, 2024 annual average	<b>4.1%</b>	<b>4.0%</b>
Labor Force, 2024 annual average	<b>2,536,000</b>	
Unemployed Persons per Job Opening, 2024 annual average	<b>0.7</b>	<b>0.9</b>
Average Hourly Earnings (May 2024-April 2025)	<b>\$31.32</b>	<b>\$35.54</b>
Average Hourly Earnings (April 2024-April 2025 change)	<b>+5.5%</b>	<b>+3.9%</b>

Source: USDOL-BLS, LAUS and CES, using preliminary April data

### ANNUAL LABOR FORCE PARTICIPATION RATE



Source: USDOL-BLS, CPS (2024 Annual Average)

### SOUTH CAROLINA DEPARTMENT OF EMPLOYMENT AND WORKFORCE

#### Programs within Agency

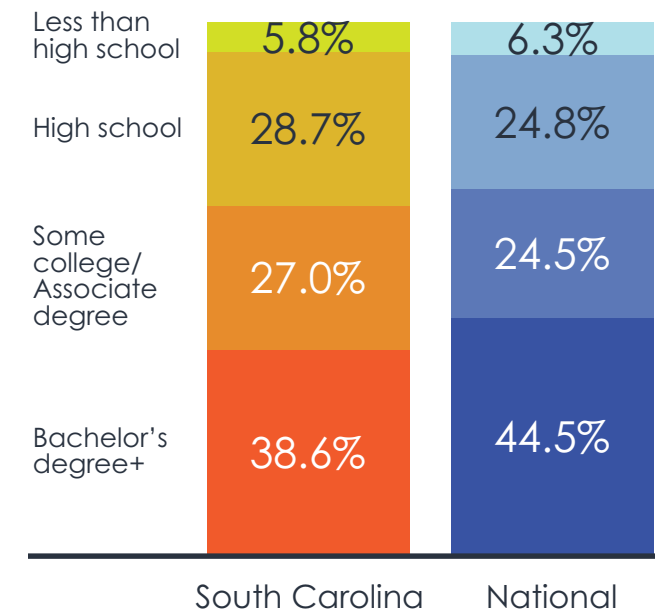
- LMI
- TAA
- UI
- RESEA
- Vets
- WIOA -- A, DW, & Y
- WP

#### WIOA Core Programs: Administering Agencies

- South Carolina Department of Employment and Workforce – WIOA Title I, WP
- South Carolina Department of Education – AE
- South Carolina Vocational Rehabilitation Department & South Carolina Commission for the Blind – VR

### EDUCATIONAL ATTAINMENT

(Age 25 & older)



Source: USDOL-BLS, CPS (2024 Annual Average, using preliminary April data)

### NUMBER OF LOCAL WORKFORCE AREAS

#### AMERICAN JOB CENTERS

Source: 2024 WIOA State Plan, CareerOneStop American Job Center Finder



### PARTICIPANTS SERVED BY SOUTH CAROLINA'S WORKFORCE SERVICES




Source: USDOL-ETA, PY23 Performance Data ([dol.gov/agencies/eta/performance/results](https://dol.gov/agencies/eta/performance/results))

### KEY INDUSTRIES

MOST JOBS ADDED

FASTEST GROWING



Source: BLS, Current Employment Statistics (April 2024 - April 2025)

### UNEMPLOYMENT DATA

#### Average Duration

The average number of weeks people receive unemployment insurance.

#### Exhaustion Rate

The percentage of individuals receiving unemployment benefits who use all the eligible weeks without finding new employment.

Source: USDOL-ETA Quarter 4 – 2024

**11.9 weeks**  
South Carolina  
**15.3 weeks**  
National

