

## WORKFORCE INFORMATION



### YEP, YOUTH EMPLOYMENT PROGRAM

YEP, Tennessee's Youth Employment Program connects youths and employers in various industries across the state. Tennesseans ages 14 through 24 can explore career options while growing personally and professionally. Employers gain bright, eager workers, and their staffing costs are covered by the state-funded program. [yep.tn.com/](https://yep.tn.gov/)



### MODERNIZED UNEMPLOYMENT TAX SYSTEM

Tennessee transitioned from a 40-year-old, paper-dependent, mainframe system to a fully modernized Unemployment Tax System with the implementation of tax functionality on jobs4TN.gov. The new system now offers Tennessee employers a completely online method to submit tax payments and reports. [tn.gov/workforce/employers/tax-and-insurance-redirect/unemployment-insurance-tax/modernization-project.html](https://tn.gov/workforce/employers/tax-and-insurance-redirect/unemployment-insurance-tax/modernization-project.html)



### RURAL WORKS INITIATIVE

Tennessee's Rural Works initiative leverages existing healthcare training structures in local communities. State grant funding expands apprenticeship and workforce development programs to strengthen the pipeline of healthcare professionals in the state's rural communities, allowing Tennesseans to learn and work, where they live. [tnworkready.com/](https://tnworkready.com/)

Online Resources: [tn.gov/workforce](https://tn.gov/workforce)

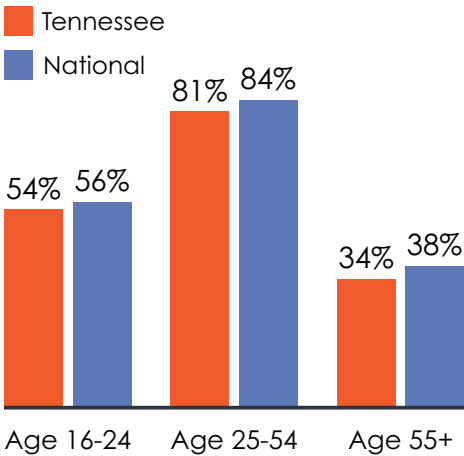
## LABOR MARKET INFORMATION

(Age 16 & older)

|   | Tennessee        | National       |
|---|------------------|----------------|
| Employment (April 2024-April 2025 change)               | <b>+0.8%</b>     | <b>+1.1%</b>   |
| Unemployment Rate, 2024 annual average                  | <b>3.4%</b>      | <b>4.0%</b>    |
| Labor Force, 2024 annual average                        | <b>3,420,000</b> |                |
| Unemployed Persons per Job Opening, 2024 annual average | <b>0.6</b>       | <b>0.9</b>     |
| Average Hourly Earnings (May 2024-April 2025)           | <b>\$30.38</b>   | <b>\$35.54</b> |
| Average Hourly Earnings (April 2024-April 2025 change)  | <b>+2.7%</b>     | <b>+3.9%</b>   |

Source: USDOL-BLS, LAUS and CES, using preliminary April data

### ANNUAL LABOR FORCE PARTICIPATION RATE



Source: USDOL-BLS, CPS (2024 Annual Average)

### TENNESSEE DEPARTMENT OF LABOR AND WORKFORCE DEVELOPMENT

#### Programs within Agency

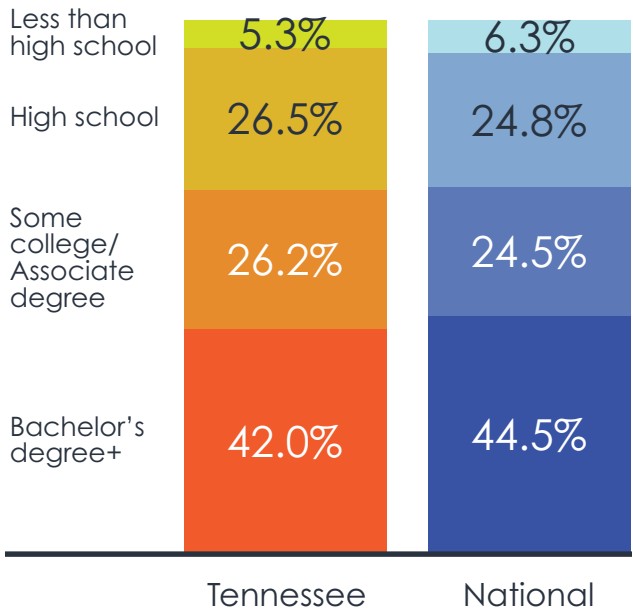
- AEL
- Employment and Training
- Federal Bonding
- JVSG
- LMI
- MSFW
- Office of Reentry
- SCSEP
- TAA
- UI
- W&H
- WP
- WOTC
- Worker's Compensation
- WIOA- A, DW, & Y

#### WIOA Core Programs: Administering Agencies

- Tennessee Department of Labor and Workforce Development – WIOA Title I, AE, WP
- Tennessee Department of Human Services – VR

### EDUCATIONAL ATTAINMENT

(Age 25 & older)




Source: USDOL-BLS, CPS (2024 Annual Average, using preliminary April data)

### NUMBER OF LOCAL WORKFORCE AREAS

#### AMERICAN JOB CENTERS

Source: 2024 WIOA State Plan, CareerOneStop American Job Center Finder



### PARTICIPANTS SERVED BY TENNESSEE'S WORKFORCE SERVICES



Source: USDOL-ETA, PY23 Performance Data ([dol.gov/agencies/eta/performance/results](https://dol.gov/agencies/eta/performance/results))

### KEY INDUSTRIES

MOST JOBS ADDED

FASTEST GROWING



Source: BLS, Current Employment Statistics (April 2024 - April 2025)

### UNEMPLOYMENT DATA

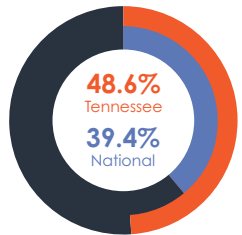
#### Average Duration

The average number of weeks people receive unemployment insurance.

**11.6 weeks** Tennessee  
**15.3 weeks** National

#### Exhaustion Rate

The percentage of individuals receiving unemployment benefits who use all the eligible weeks without finding new employment.



Source: USDOL-ETA Quarter 4 – 2024