

WORKFORCE INFORMATION



CONNECTING JUSTICE-INVOLVED YOUTH TO JOBS

Workforce Services created a strong partnership with Juvenile Justice Youth Services to help connect justice-involved youth with education and jobs after they are released from custody. Approximately 100 youth have been served, and 10 have been placed with on-the-job learning opportunities in the last year.



NAVAJO RESERVATION WIOA YOUTH SERVICES

Workforce Services travels to two remote locations on the Navajo Reservation, partnering with a community center and a local high school to meet with at-risk youth and assist them in accessing WIOA Youth services. Workforce Services has engaged with approximately 100 youth, resulting in 38 WIOA youth enrollments supporting employment and education.



TEACHER REGISTERED APPRENTICESHIPS

Utah is implementing a new registered teacher apprenticeship program, partnering with the Utah State Board of Education. It provides job seekers with high-quality work experience in the role of co-teacher and elevated classroom support beyond the expectations of a traditional education route. Learn more at schools.utah.gov/licensing/urapt/index.

Online Resources: jobs.utah.gov

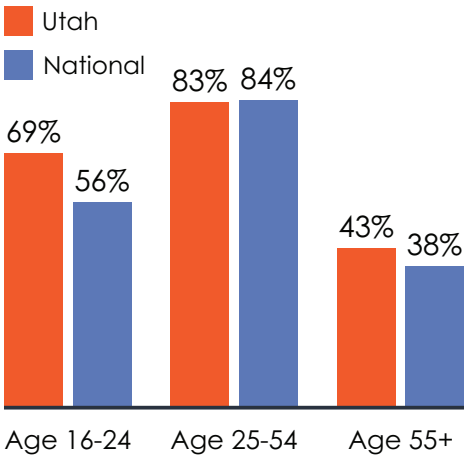
LABOR MARKET INFORMATION

(Age 16 & older)

	Utah	National
Employment (April 2024-April 2025 change)	+2.1%	+1.1%
Unemployment Rate, 2024 annual average	3.2%	4.0%
Labor Force, 2024 annual average	1,833,000	
Unemployed Persons per Job Opening, 2024 annual average	0.7	0.9
Average Hourly Earnings (May 2024-April 2025)	\$34.32	\$35.54
Average Hourly Earnings (April 2024-April 2025 change)	+3.7%	+3.9%

Source: USDOL-BLS, LAUS and CES, using preliminary April data

ANNUAL LABOR FORCE PARTICIPATION RATE



Source: USDOL-BLS, CPS (2024 Annual Average)

UTAH DEPARTMENT OF WORKFORCE SERVICES

Programs within Agency

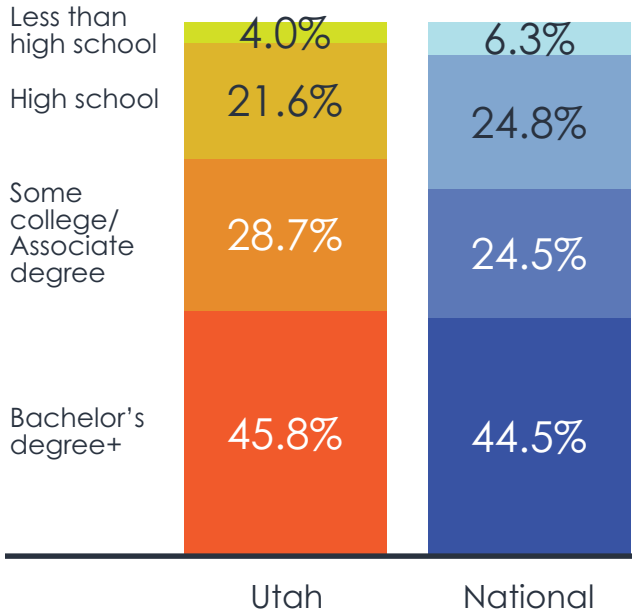
- Child Care
- Housing and Community Development
- Homeless Services
- LMI
- Refugee Services
- SNAP
- TANF
- TAA
- UI
- Vets
- WIOA
- WIOA – A, DW, & Y

WIOA Core Programs: Administering Agencies

- Utah Department of Workforce Services – WIOA Title I, WP, VR
- Utah State Office of Education – AE

EDUCATIONAL ATTAINMENT

(Age 25 & older)



Source: USDOL-BLS, CPS (2024 Annual Average, using preliminary April data)

NUMBER OF LOCAL WORKFORCE AREAS

AMERICAN JOB CENTERS

Source: 2024 WIOA State Plan, CareerOneStop American Job Center Finder



PARTICIPANTS SERVED BY UTAH'S WORKFORCE SERVICES



Source: USDOL-ETA, PY23 Performance Data (dol.gov/agencies/eta/performance/results)

KEY INDUSTRIES

MOST JOBS ADDED

FASTEST GROWING



Source: BLS, Current Employment Statistics (April 2024 - April 2025)

UNEMPLOYMENT DATA

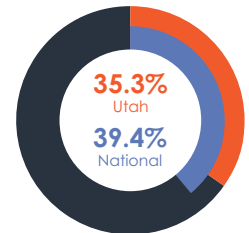
Average Duration

The average number of weeks people receive unemployment insurance.

13.6 weeks Utah
15.3 weeks National

Exhaustion Rate

The percentage of individuals receiving unemployment benefits who use all the eligible weeks without finding new employment.



Source: USDOL-ETA Quarter 4 – 2024