

### Contact Information:

Kimion Walker, Deputy Commissioner for Operations, [Kimion.Walker@viriniaworks.gov](mailto:Kimion.Walker@viriniaworks.gov)  
Angela Kelly-Wiecek, Chief Deputy Commissioner for Policy and Strategy, [angela.kelly-wiecek@viriniaworks.gov](mailto:angela.kelly-wiecek@viriniaworks.gov)  
Nicole Overlay, Commissioner, [Nicole.Overlay@viriniaworks.gov](mailto:Nicole.Overlay@viriniaworks.gov)

## WORKFORCE INFORMATION



### WORKFORCE DATA TRUST

The Workforce Data Trust is an information sharing environment ensuring and supporting data discovery and analytics. It provides a scalable alternative to “point-to-point” sharing between agencies and organizations. By securely integrating cross-agency data, the Workforce Data Trust enables deeper program analysis and smarter data driven investments across the Commonwealth.



### COMMONWEALTH-WIDE METRICS

As part of our enabling legislation, all programs within the Commonwealth are required to report quarterly on 6 Key Metrics: People Trained, People Placed in Jobs, People Retain in Jobs, Wage Growth, Cost per Participant, and Cost per Program. Some programs can submit alternative metrics of any of these do not apply to them. We are then able to gauge success and improvement over time.



### VIRGINIA HAS JOBS INITIATIVE

Announced on Feb. 21, 2025, [viriniahasjobs.com](https://viriniahasjobs.com) is a comprehensive, data-informed tool to connect job seekers and employers. It highlights the top employer, industries, and high demand jobs by region and connects to registered apprenticeship, internship, and training resources.

Online Resources: [viriniaworks.gov](https://viriniaworks.gov) | [viriniaworks.com](https://viriniaworks.com) | [viriniahasjobs.com](https://viriniahasjobs.com)

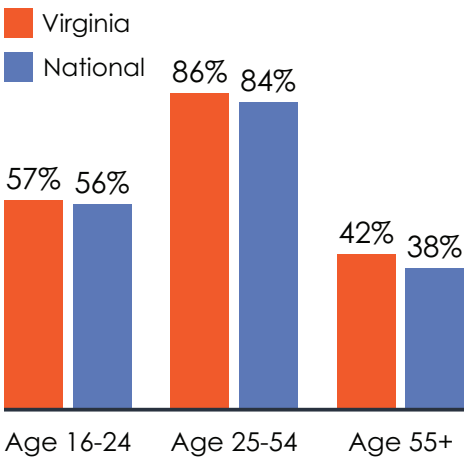
## LABOR MARKET INFORMATION

(Age 16 & older)

	Virginia	National
Employment (April 2024-April 2025 change)	<b>+1.0%</b>	<b>+1.1%</b>
Unemployment Rate, 2024 annual average	<b>2.9%</b>	<b>4.0%</b>
Labor Force, 2024 annual average	<b>4,586,000</b>	
Unemployed Persons per Job Opening, 2024 annual average	<b>0.5</b>	<b>0.9</b>
Average Hourly Earnings (May 2024-April 2025)	<b>\$34.68</b>	<b>\$35.54</b>
Average Hourly Earnings (April 2024-April 2025 change)	<b>+7.2%</b>	<b>+3.9%</b>

Source: USDOL-BLS, LAUS and CES, using preliminary April data

### ANNUAL LABOR FORCE PARTICIPATION RATE



Source: USDOL-BLS, CPS (2024 Annual Average)

### VIRGINIA WORKS

#### Programs within Agency

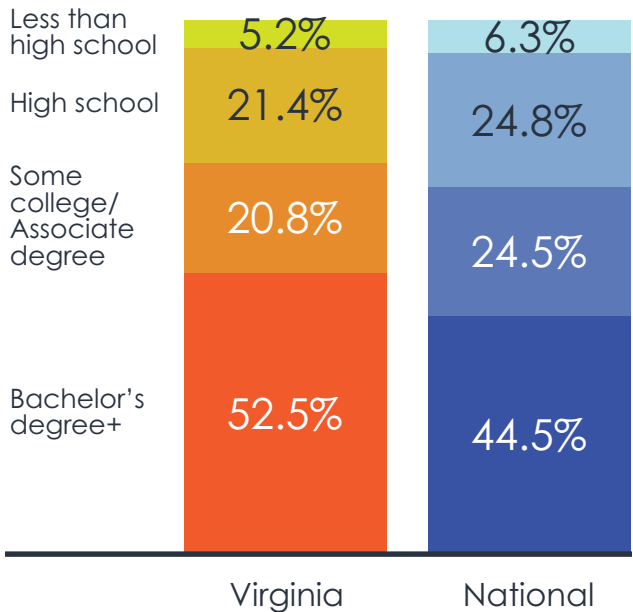
- WIOA Title I
- WIOA Title III
- RESEA
- TAA
- Registered Apprenticeship
- MSFW
- JVSG
- WIG
- LMI / BLS
- WOTC
- FLC

#### WIOA Core Programs: Administering Agencies

- Virginia Works – WIOA Title I, WP
- Virginia Department of Education – AE
- Virginia Department for Aging and Rehabilitative Services & Virginia Department for the Blind & Vision Impaired – VR

### EDUCATIONAL ATTAINMENT

(Age 25 & older)



Source: USDOL-BLS, CPS (2024 Annual Average, using preliminary April data)

### NUMBER OF LOCAL WORKFORCE AREAS

#### AMERICAN JOB CENTERS

Source: 2024 WIOA State Plan, CareerOneStop American Job Center Finder



### PARTICIPANTS SERVED BY VIRGINIA'S WORKFORCE SERVICES



Source: USDOL-ETA, PY23 Performance Data ([dol.gov/agencies/eta/performance/results](https://dol.gov/agencies/eta/performance/results))

### KEY INDUSTRIES

MOST JOBS ADDED

FASTEST GROWING



Source: BLS, Current Employment Statistics (April 2024 - April 2025)

### UNEMPLOYMENT DATA

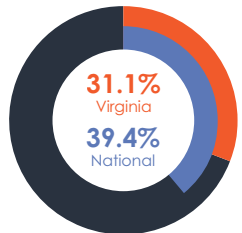
#### Average Duration

The average number of weeks people receive unemployment insurance.

**12.4 weeks**  
Virginia  
**15.3 weeks**  
National

#### Exhaustion Rate

The percentage of individuals receiving unemployment benefits who use all the eligible weeks without finding new employment.



Source: USDOL-ETA Quarter 4 – 2024