

WORKFORCE INFORMATION



TEACHER APPRENTICESHIP

VT registered its first cohort of 29 Teacher Apprentices in August of 2024. This pilot included seven school districts in the most rural part of the state where the importance of Grow Your Own is critical to filling many vacant, hard to fill positions.



JVSG COMBINED POSITIONS

JVSG Combined positions: VT successfully reclassified their DVOP and LVER positions into Combined positions. This positions the small JVSG team (4.5 FTEs) to be fully trained and able to provide comprehensive services to eligible Vets in a seamless, efficient manner.



WORKFORCE DEVELOPMENT & UNEMPLOYMENT INSURANCE CROSS-TRAINING

In early 2025, Workforce Development and Unemployment Insurance prioritized cross-training and collaboration for shared customers. A designated TEAMS chat monitored by Unemployment Insurance staff enables quick responses to front-line inquiries, improving in-person service delivery and strengthening interagency relationships through faster issue resolution and enhanced communication.

Online Resources: labor.vermont.gov/ | vermontjoblink.com/ | owsd.vermont.gov/

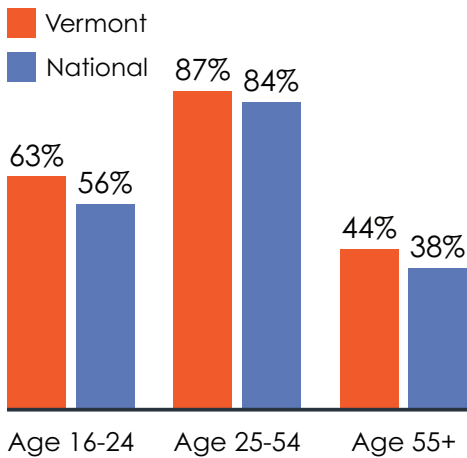
LABOR MARKET INFORMATION

(Age 16 & older)

	Vermont	National
Employment (April 2024-April 2025 change)	+1.0%	+1.1%
Unemployment Rate, 2024 annual average	2.3%	4.0%
Labor Force, 2024 annual average	356,000	
Unemployed Persons per Job Opening, 2024 annual average	0.5	0.9
Average Hourly Earnings (May 2024-April 2025)	\$34.37	\$35.54
Average Hourly Earnings (April 2024-April 2025 change)	+3.6%	+3.9%

Source: USDOL-BLS, LAUS and CES, using preliminary April data

ANNUAL LABOR FORCE PARTICIPATION RATE



Source: USDOL-BLS, CPS (2024 Annual Average)

VERMONT DEPARTMENT OF LABOR

Programs within Agency

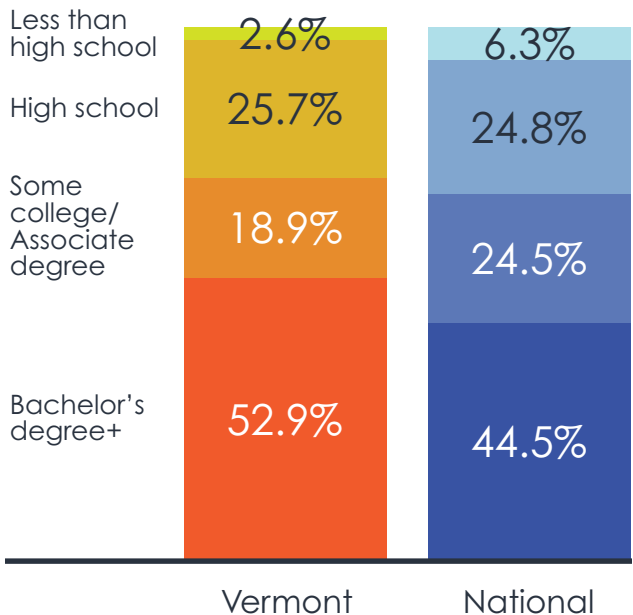
- FLC
- JVSG
- MSFW Agricultural Outreach
- Passenger Tramway
- Project WorkSAFE
- RESEA
- State Apprenticeship Agency
- State Monitor Advocate
- UI
- VT Occupational Safety & Health
- W&H
- WIOA – A, DW, & Y
- Worker's Compensation
- WOTC
- WP Employment Services
- LMI

WIOA Core Programs: Administering Agencies

- Vermont Department of Labor – WIOA Title I, WP
- Vermont Agency of Education – AE
- Vermont Agency of Human Services – VR

EDUCATIONAL ATTAINMENT

(Age 25 & older)



Source: USDOL-BLS, CPS (2024 Annual Average, using preliminary April data)

NUMBER OF LOCAL WORKFORCE AREAS

AMERICAN JOB CENTERS

Source: 2024 WIOA State Plan, CareerOneStop American Job Center Finder



PARTICIPANTS SERVED BY VERMONT'S WORKFORCE SERVICES



Source: USDOL-ETA, PY23 Performance Data (dol.gov/agencies/eta/performance/results)

KEY INDUSTRIES

MOST JOBS ADDED

FASTEST GROWING



Source: BLS, Current Employment Statistics (April 2024 - April 2025)

UNEMPLOYMENT DATA

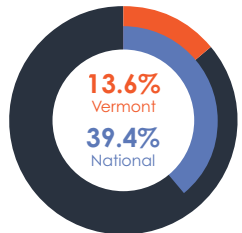
Average Duration

The average number of weeks people receive unemployment insurance.

11.9 weeks
Vermont
15.3 weeks
National

Exhaustion Rate

The percentage of individuals receiving unemployment benefits who use all the eligible weeks without finding new employment.



Source: USDOL-ETA Quarter 4 – 2024