



WORKFORCE INFORMATION



UNEMPLOYMENT INSURANCE (UI) NAVIGATORS

The Unemployment Insurance (UI) Navigator program, funded by the US Department of Labor, provides grants to nine community organizations to help potential unemployment claimants in underserved communities better understand and access available benefits. In 2024, UI Navigators reached 7,100 individuals (representing 20 languages) and provided 1:1 support to 4,900 individuals. As of July 1, 2025, UI Navigators is a state-funded program.



WEBSITE MODERNIZATION

Employment Security, through extensive user testing, launched a completely redesigned website in November 2024 that helps visitors find the information they need more quickly to drive them toward self-service. The new website includes a centralized login page, improved navigation and pathway pages, eligibility quizzes, interactive glossaries and an advanced search tool.



TRANSPORTATION NETWORK COMPANY PILOT

Washington became the first state to explicitly include unemployment eligibility for Transportation Network Company drivers in state law and also launched a pilot in July 2024 to provide drivers access to Paid Family and Medical Leave benefits. More than 1,000 drivers signed up in the first few months.

Online Resources: esd.wa.gov | worksourcewa.com | paidleave.wa.gov

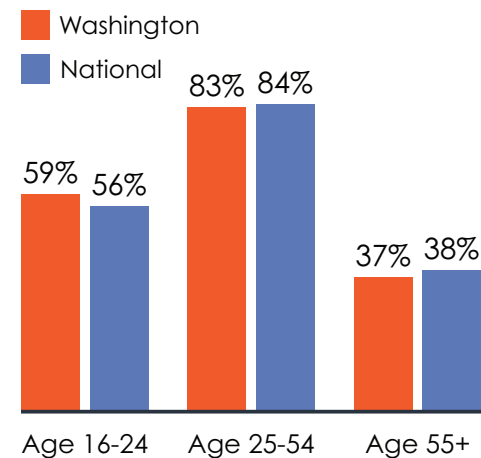
LABOR MARKET INFORMATION

(Age 16 & older)

	Washington	National
Employment (April 2024-April 2025 change)	+0.7%	+1.1%
Unemployment Rate, 2024 annual average	4.5%	4.0%
Labor Force, 2024 annual average	4,060,000	
Unemployed Persons per Job Opening, 2024 annual average	1.2	0.9
Average Hourly Earnings (May 2024-April 2025)	\$41.38	\$35.54
Average Hourly Earnings (April 2024-April 2025 change)	+1.9%	+3.9%

Source: USDOL-BLS, LAUS and CES, using preliminary April data

ANNUAL LABOR FORCE PARTICIPATION RATE



Source: USDOL-BLS, CPS (2024 Annual Average)

WASHINGTON EMPLOYMENT SECURITY DEPARTMENT

Programs within Agency

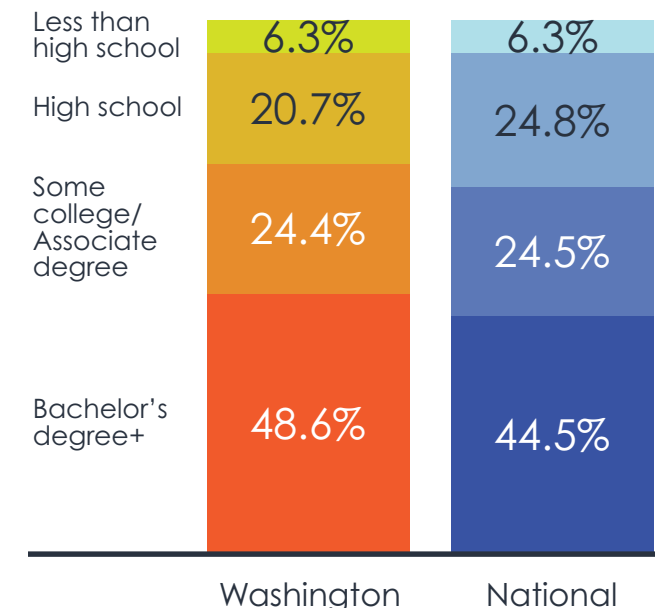
- BFET
- Career Connect Washington
- Economic Security for All
- FLC (H-2A and H-2B)
- JVSG
- LMI & Research
- MSFW WorkSource
- NDW Disaster Recovery
- NDW Employment Recovery
- NDWG QUEST
- NDW Opioid Demonstration
- PFML
- RESEA
- TAA
- UI
- UI Navigator Program
- Washington Service Corps/AmeriCorps
- WA Cares (long-term care support)
- WIOA Title III Employment Services
- WIOA – A, DW and Y
- WorkFirst Employment Services (under TANF)

WIOA Core Programs: Administering Agencies

- Washington Employment Security Department – WIOA Title I, WP
- Washington State Board of Community and Technical Colleges – AE
- Washington Department of Services for the Blind – VR

EDUCATIONAL ATTAINMENT

(Age 25 & older)



Source: USDOL-BLS, CPS (2024 Annual Average, using preliminary April data)

NUMBER OF LOCAL WORKFORCE AREAS

AMERICAN JOB CENTERS

Source: 2024 WIOA State Plan, CareerOneStop American Job Center Finder



PARTICIPANTS SERVED BY WASHINGTON'S WORKFORCE SERVICES




Source: USDOL-ETA, PY23 Performance Data (dol.gov/agencies/eta/performance/results)

KEY INDUSTRIES

MOST JOBS ADDED



FASTEST GROWING



Source: BLS, Current Employment Statistics (April 2024 - April 2025)

UNEMPLOYMENT DATA

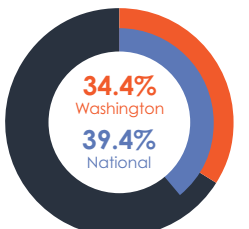
Average Duration

The average number of weeks people receive unemployment insurance.



Exhaustion Rate

The percentage of individuals receiving unemployment benefits who use all the eligible weeks without finding new employment.



Source: USDOL-ETA Quarter 4 – 2024