



WORKFORCE INFORMATION



WORKFORCE SOLUTIONS INITIATIVE

Wisconsin Governor Tony Evers invested over \$158 million in American Rescue Plan Act funds into solutions to address the state's workforce needs and support innovative pandemic recovery efforts. The Workforce Solutions Initiative includes the Workforce Innovation Grant, Worker Advancement Initiative, and Worker Connection programs, which have impacted over 20,000 people across all 72 counties thus far.



REGISTERED AND YOUTH APPRENTICESHIP

Wisconsin launched the nation's first registered apprenticeship system in 1911 and youth apprenticeship in 1991. Registered Apprenticeship is an 'earn-while-you-learn' model providing apprentices with paid-on-the-job training and classroom instruction -- and employer sponsors with skilled workers. Wisconsin had a record 17,089 registered apprentices in November 2024 and a record 11,344 youth apprentices in 2024-25.



STRENGTHENING THE CHILDCARE WORKFORCE

Access to quality childcare is a barrier that prevents people from joining or advancing in the workforce. Wisconsin is working to bolster the early childhood education workforce and improve access to quality, affordable childcare for working families through childcare workforce training, 'earn while you learn' apprenticeships, grants to support childcare centers, and increased investment in affordable housing and reliable transportation.

Online Resources: dwd.wisconsin.gov

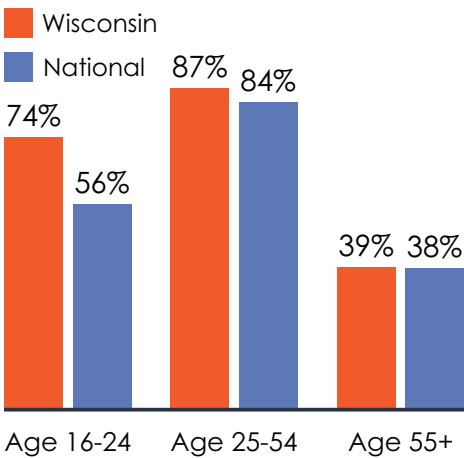
LABOR MARKET INFORMATION

(Age 16 & older)

	Wisconsin	National
Employment (April 2024-April 2025 change)	+0.5%	+1.1%
Unemployment Rate, 2024 annual average	3.0%	4.0%
Labor Force, 2024 annual average	3,176,000	
Unemployed Persons per Job Opening, 2024 annual average	0.6	0.9
Average Hourly Earnings (May 2024-April 2025)	\$33.78	\$35.54
Average Hourly Earnings (April 2024-April 2025 change)	+3.7%	+3.9%

Source: USDOL-BLS, LAUS and CES, using preliminary April data

ANNUAL LABOR FORCE PARTICIPATION RATE



Source: USDOL-BLS, CPS (2024 Annual Average)

WISCONSIN DEPARTMENT OF WORKFORCE DEVELOPMENT

Programs within Agency

- Apprenticeship
- Equal Rights
- JVSG
- LMI
- MSFW
- RESEA
- TAA
- UI
- VR
- W&H
- WP
- WOTC
- Worker's Compensation
- WIOA -- A, DW, Y
- Wisconsin Fast Forward
- Workforce Solutions Initiative
 - Workforce Innovation Grants
 - Worker Advancement Initiative
 - Worker Connection Program

WIOA Core Programs: Administering Agencies

- Wisconsin Department of Workforce Development -- WIOA Title I, WP, VR
- Wisconsin Technical College System -- AE

NUMBER OF LOCAL WORKFORCE AREAS

AMERICAN JOB CENTERS

Source: 2024 WIOA State Plan, CareerOneStop American Job Center Finder



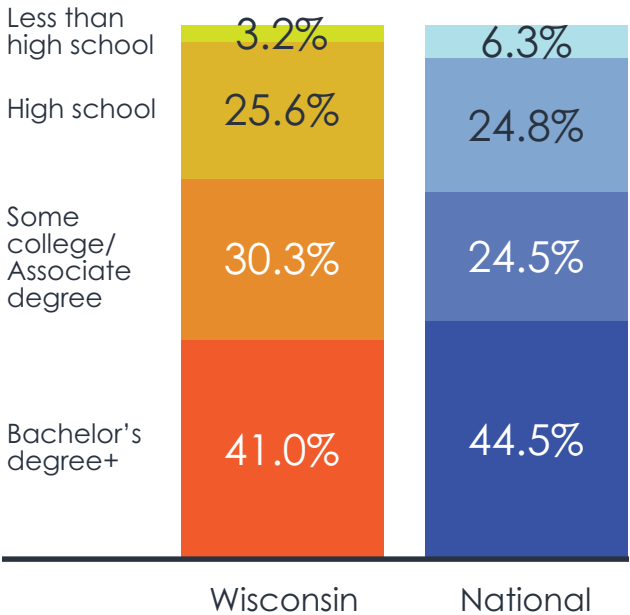
PARTICIPANTS SERVED BY WISCONSIN'S WORKFORCE SERVICES



Source: USDOL-ETA, PY23 Performance Data (dol.gov/agencies/eta/performance/results)

EDUCATIONAL ATTAINMENT

(Age 25 & older)




Source: USDOL-BLS, CPS (2024 Annual Average, using preliminary April data)

KEY INDUSTRIES

MOST JOBS ADDED



FASTEST GROWING



Source: BLS, Current Employment Statistics (April 2024 - April 2025)

UNEMPLOYMENT DATA

Average Duration

The average number of weeks people receive unemployment insurance.

Exhaustion Rate

The percentage of individuals receiving unemployment benefits who use all the eligible weeks without finding new employment.

Source: USDOL-ETA Quarter 4 -- 2024

12.2 weeks
Wisconsin
15.3 weeks
National

