

WORKFORCE INFORMATION



FORGE YOUR FUTURE

Forge Your Future is a statewide campaign sharing real success stories and career paths in Wyoming's top industries. Through video storytelling, it celebrates the strength of Wyoming communities by spotlighting real people stepping into essential roles in construction, trades, manufacturing, healthcare, tourism and hospitality. dws.wyo.gov/fyf



PATHWAYS TO PROGRESS

Pathways to Progress helps students with disabilities achieve independence by offering personalized programs, real-world job experiences, and mental health support. Tailored to each student's needs, it connects vocational experts, educators, and families to ensure success in transitioning from school to work. Open to youth aged 10-21 with disabilities. dws.wyo.gov/progress



ADULT BASIC EDUCATION, VOCATIONAL REHABILITATION, AND ONE-STOP PARTNERSHIP

Thanks to a strong Adult Basic Education, Vocational Rehabilitation, and One-Stop partnership, Wyoming leads in workforce integration. With a 37.79% co-enrollment rate (8.15% national rate), participants gain skills, credentials, and careers through IET. This collaboration, driven by cross-training, shared goals, and braided funding, boosts MSGs and incomes, and prepares workers for Wyoming's most in-demand industries.

Online Resources: dws.wyo.gov | hire.wyo.gov | wyapprenticeships.com

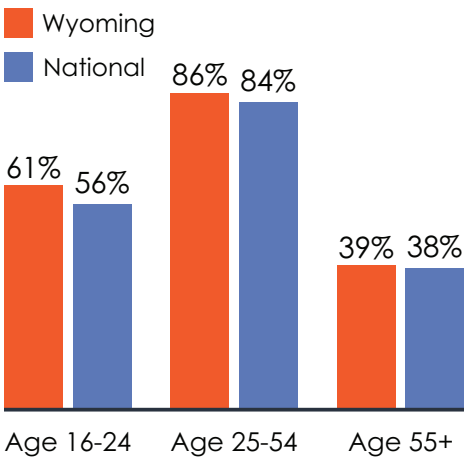
LABOR MARKET INFORMATION

(Age 16 & older)

	Wyoming	National
Employment (April 2024-April 2025 change)	+1.7%	+1.1%
Unemployment Rate, 2024 annual average	3.2%	4.0%
Labor Force, 2024 annual average	297,000	
Unemployed Persons per Job Opening, 2024 annual average	0.6	0.9
Average Hourly Earnings (May 2024-April 2025)	\$31.48	\$35.54
Average Hourly Earnings (April 2024-April 2025 change)	+3.7%	+3.9%

Source: USDOL-BLS, LAUS and CES, using preliminary April data

ANNUAL LABOR FORCE PARTICIPATION RATE



Source: USDOL-BLS, CPS (2024 Annual Average)

WYOMING DEPARTMENT OF WORKFORCE SERVICES

Programs within Agency

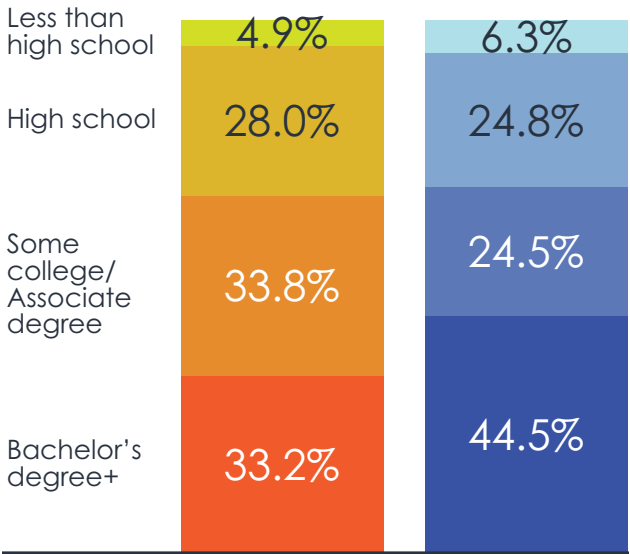
- ARPA Pre-Apprenticeship
- Behavioral Health Grant
- Dads Making a Difference
- Disability Determination Services
- Federal Bonding
- FLC
- JVSG
- LMI
- Labor Standards
- MSFW
- OSHA
- POWER
- SAEF
- SCSEP
- SNAP
- TANF
- TAA
- UI
- Upskilling Wyoming
- VR
- WP
- WIN
- WIP Young Adult Internships
- WOTC
- Workers' Compensation - Claims & Policy
- Workforce Development Training Fund
- WIOA – A, DW, & Y
- WyEMS
- WyHealthTrain
- WY Quality Counts
- Wyoming TeleRelay Services
- WyRELOCATE
- Wyoming Grown

WIOA Core Programs: Administering Agencies

- Wyoming Department of Workforce Services - WIOA Title I, WP, VR
- Wyoming Community College Commission - AE

EDUCATIONAL ATTAINMENT

(Age 25 & older)




Source: USDOL-BLS, CPS (2024 Annual Average, using preliminary April data)

NUMBER OF LOCAL WORKFORCE AREAS

AMERICAN JOB CENTERS

Source: 2024 WIOA State Plan. CareerOneStop American Job Center Finder



PARTICIPANTS SERVED BY WYOMING'S WORKFORCE SERVICES




Source: USDOL-ETA, PY23 Performance Data (dol.gov/agencies/eta/performance/results)

KEY INDUSTRIES

MOST JOBS ADDED

FASTEST GROWING



Source: BLS, Current Employment Statistics (April 2024 - April 2025)

UNEMPLOYMENT DATA

Average Duration

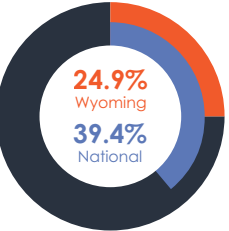
The average number of weeks people receive unemployment insurance.

12.8 weeks

Wyoming
15.3 weeks
National

Exhaustion Rate

The percentage of individuals receiving unemployment benefits who use all the eligible weeks without finding new employment.



Source: USDOL-ETA Quarter 4 – 2024